



Spare
PARTS LIST
2024

60
YEARS

A central image of a red and silver immersion blender, labeled "DynamicX 160 G", is surrounded by fresh produce including a sliced pumpkin, a carrot, a yellow bell pepper, and apple slices. The background is a vibrant orange with a splash of yellow liquid at the bottom.

OF EXPERTISE

Since 1964

www.dynamicmixers.com

TERMS AND CONDITIONS

(General freight and payment terms)

Freight charges are not included in prices. Unless indicated, all export shipment terms are FCA Mortagne-sur-Sèvre (France). All shipments, including Franco, are at customers or carriers risks.(art.105 Commerce Ref). Freight carrier remains at the discretion of Dynamic, unless when carrier is chosen by the customer. Damage claims must be made within 72 hours from shipment arrival. This price list is effective for year 2022 and it supersedes all previous ones. All invoices will show net prices without any additional discounts. Invoices are payable to Dynamic France, 518 rue Léo Baekeland, 85290, Mortagne-sur-Sèvre, France. Prices are subject to change without notice. At the exception of existing company accounts, all orders must be paid before shipment (bank transfer), based on the supplied proforma invoice. For more further please contact us directly.

BANK TRANSFER INFORMATION :

Caisse de Crédit Agricole de l'Anjou et du Maine.

IBAN : FR76 1790 6000 3200 0712 6717 248

Bank Ref : 17906

Desk Ref : 00032

Account number : 00071267172

Rib Key: 48

BIC/SWIFT : AGRIFRPP879

RETURNS : Returns require prior written or verbal authorization from commercial Head Office. Non-authorized returns, will be sent back to the originator, collect. All returned merchandise are subject to a 10% re-stocking charge. Special items (non standard) are not refundable. Ownership rights. In conformity with Article 65, Ref 67-563 modified under article 80-335, dated May 12th 1980, the following final terms will be applied to all orders :

1) All faulty payments including partial payments will cancel terms negotiated and make all amounts due, immediately payable to Dynamic

France. Furthermore, it is also agreed that all sold merchandise remain the property of Dynamic France until full payment.

2) All invoices are payable to Dynamic France in Mortagne-sur- Sèvre, any discrepancies will be directly handled by Tribunal du Commerce, Roche-sur-Yon, France.

SPARE PART ORDERS :

The following information must be included with all spare part orders :

Clear and complete customers information.

Machine model number.

Machine serial number.

Spare part description and catalogue reference number.

UNDER WARRANTY AFTER SALES SERVICE CONDITIONS :

Please refer to your nearest service center or contact our commercial head office for further information:

Dynamic France - 518 rue léo Baekeland
85290 Mortagne Sur Sèvre, France
Phone (33) 2 51 63 02 72
email : contact@dynamicmixers.com

For regular service requests (out of warranty). Defective machines have to be carried into the service center at customers' expenses. In all cases a complete appraisal will be done and returned to the customer, email or by phone, before any repairs for approval. Labor rate: a standard labor rate of 46€.

/ Hr. will be applicable to all repairs not under warranty. Six month warranty period on service work completed by Dynamic.

Appraisal fees of 46 € (labor, re-assembling and packaging) will be applied for declined estimates on machines you request to be re-assembled and not repaired.

WEEE (Directive on Waste Electrical and Electronic Equipment): In so far as the equipment sold is professional electrical and electronic equipment referred to in Decree 2005-829 of 20 July 2005, transposing Directive 2002/96/EC of 27 January 2003, it is agreed that the buyer in possession of this equipment shall, in the absence of an agreement to the contrary, be responsible for financing and organising disposal of waste from this equipment under the conditions defined in Articles 21 and 22 of the said decree. In the event of an inspection, the constructor may ask the buyer to send documents confirming that he has met all the obligations for this equipment transferred to him by virtue of the contract of sale. If these documents are not sent, it will be assumed that the customer has failed to carry out the obligations incumbent on him and the manufacturer reserves the right to ask him for reparation of any damage he may suffer as a result of this. In accordance with Article 6 of Decree 2005-829 of 20 July 2005, marking indicating the producer's identity and the marketing of the equipment after 13 August 2005 appears on all equipment. The producer has registered with the national register

of producers (ADEME for France). According to the legal measures in force, the customer assuming the obligations for disposal of the waste must ensure that selective treatment, recycling and destruction of selectively collected waste electrical and electronic equipment is carried out at facilities meeting the technical requirements set by the Order of 13 March 2006 and Decree 2005-829 (Article 23) or at any other facility authorised for this purpose in another member state of the European Union or in another state on condition that this waste is transferred outside France in compliance with the measures of the afore-mentioned regulation of February 1st 1993. Ensure that technical operations for collection and selective treatment of materials and components of waste electrical and electronic equipment are correct and that all fluids have been extracted, in compliance with the requirements or the order. Ensure that the information concerning the collection and treatment of this waste is passed on to any later buyer.

MIXERS

	Seite
DYNAMIX DMX 160 / 190	4
DYNAMIX DMX 160 / 190 V2	5
DYNAMIX NOMAD 160 / 190	6
MD 95	13
JUNIOR MX 225	14
JUNIOR DMX 225	15
SENIOR MX 300	21
SENIOR DMX 300	22
MX 79	24
MX 2000	25
MX 2000 DSC 230 / 115 V - 50 / 60 Hz	26
MASTER DSC 230 V - 50 Hz	27
MASTER 91-410	30
MASTER MX 91-500	31
MASTER MX 410	32-33
BM MASTER	35
MASTER DMX 410	37
DYNACUTTER	42-43
SMX 600 DSC	48-49
SMX 800 DSC	50-51
SMX 600E	52-53
SMX 700E	54-55
SMX 800E	56-57
SMX BLENDER	58-59
SMX 600 TURBO	60-61
SMX 700 TURBO	62-63
SMX 800 TURBO	64-65
SMX BLENDER TURBO	66-67
SMX 300 CC	68-69
SMX BLENDER 300 TURBO	70-71

WHISKS

JUNIOR WHISK	20
MIXER WHISK MF 90 ET MFAP 90	27
MASTER WHISK	32
FT 79	28

RICER

PP 300	44
PP 520	45
BM PP	46

ACCESSORIES

DYNAMIX ACCESSORIES	7-12
JUNIOR ACCESSORIES	16-19
SENIOR ACCESSORIES	23
MASTER ACCESSORIES	34-41
ACCESSORIES PP	47

TURBO LIQUIDIZER

GIGAMIX	72-82
GIGAMIX XS	83-85

CITRUS JUICER

DYNAJUICER	88
------------	----

SUPPORTS

SM4, SM6, SM8, SM10, SM12	86
SERVOMIX	105

SALAD SPINNERS

MANUAL SALAD SPINNER E5	89
MANUAL SALAD SPINNER 10 & 20	90
MANUAL SALAD SPINNER E20SC	91
ELECTRIC SALAD SPINNER	92
ELECTRIC SALAD SPINNER WITH TIMEOUT	93
ELECTRIC SALAD SPINNER E20 SEALED COVER	94-95

VEGETABLE CUTTERS

FOOD CUTTER CF 2000	87
DYNACOUPE	96
DYNACUBE	97
ELECTRICAL VEGETABLE SLICER	98
VEGETABLE SLICER MOTOR-BLOCK WITH CONTROL PANEL	99
VEGETABLE SLICER COMPLETE COVER	100
ELECTRICAL FOOD PROCESSOR	101
FOOD PROCESSOR MOTOR-BLOCK	102
COMPLETE FOOD PROCESSOR COVER	103
FOOD PROCESSOR BOWL	104
VEGETABLE SLICER / FOOD PROCESSOR MOTOR-BLOCK WITH DIGITAL DISPLAY SCREEN	105

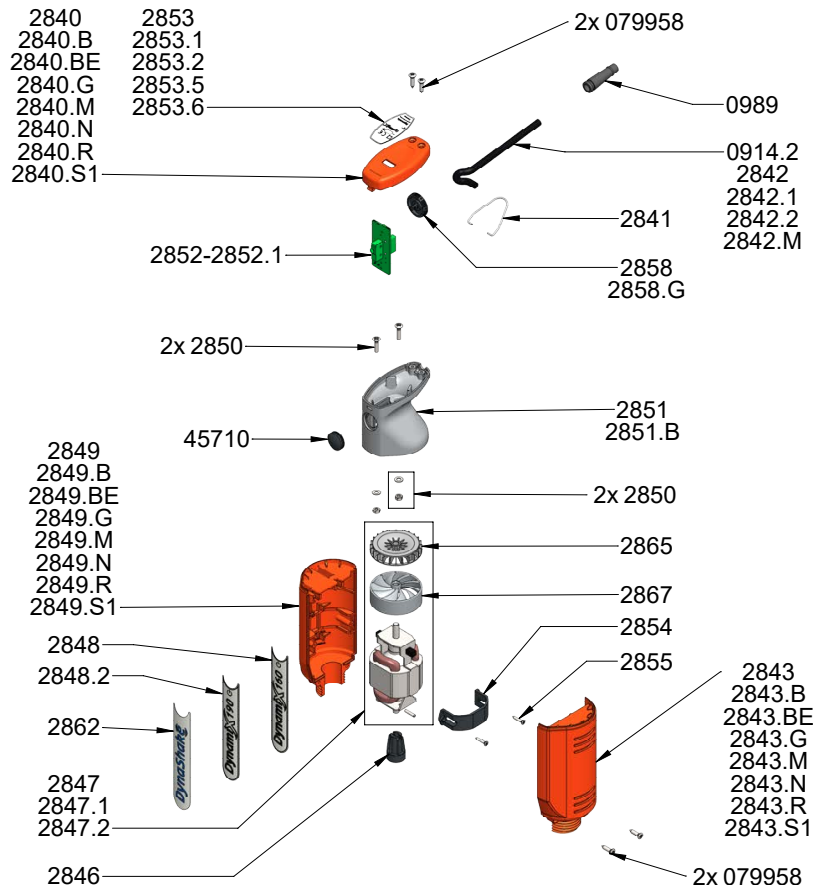
BM DYNAMIX DMX 160 - 190 / DYNASHAKE/ BLENDER DYNAMIX

Motor block DYNAMIX BM 160 - Ref AC515

Motor block DYNAMIX BM 190 - Ref AC514

Parts list	Ref
SCREWS TBF 3.9X19	079958
CH PLUG POWER CORD (220-240V)	0914.2
STRAIN RELIEF FOR DYNAMIX	0989
COVER	2840
WHITE COVER	2840.B
BEIGE COVER	2840.BE
GREY COVER	2840.G
BLUE COVER DYNAMIX	2840.M
BLACK COVER	2840.N
RED COVER	2840.R
RASPBERRY COVER	2840.S1
HOOK	2841
POWER CORD (3M)	2842
POWER CORD MINIPRO 110-120 V (3M)	2842.1
POWER CORD UK (2M)	2842.2
POWER CORD 220-240V (1,5M)	2842.M
RIGHT HANDLE	2843
WHITE RIGHT HANDLE	2843.B
BEIGE RIGHT HANDLE	2843.BE
GREY RIGHT HANDLE	2843.G
BLUE RIGHT HANDLE	2843.M
BLACK RIGHT HANDLE	2843.N
RED RIGHT HANDLE	2843.R
RASPBERRY RIGHT HANDLE	2843.S1
COUPLING	2846
MOTOR 220-240V	2847
MOTOR 110-120 V	2847.1

D 190-220-240 V MOTOR	2847.2
DYNAMIC LABEL	2848
DYNAMIX 190 STICKER	2848.2
LEFT HANDLE	2849
WHITE LEFT HANDLE	2849.B
BEIGE LEFT HANDLE	2849.BE
GREY LEFT HANDLE	2849.G
BLUE LEFT HANDLE	2849.M
BLACK LEFT HANDLE	2849.N
RED LEFT HANDLE	2849.R
RASPBERRY LEFT HANDLE	2849.S1
SCREWS + WASHER + HANDLE NUTS (2)	2850
GREY HOOD	2851
WHITE HOOD	2851.B
"CIRCUIT BOARD 220-240V"	2852
CIRCUIT BOARD 110-120 V	2852.1
ID LABEL 220-240V	2853
110-120V 50-60Hz 1,2A D160 ID LABEL	2853.1
220-240V D190 ID LABEL	2853.2
220-240V DYNASHAKE ID LABEL	2853.5
ID STICKER DYNASHAKE 110-120 V	2853.6
MOTOR BELT	2854
SCREWS FOR MOTOR BELT	2855
VARIATOR KNOB	2858
GRADUATED VARIATEUR KNOB	2858.G
DYNASHAKE LABEL 220-240V	2862
DYNAMIX FAN / MINIPRO 2016	2865
TOP FAN DYNAMIX 2020	2867
HANDLE CAP PROTECTORS (ONE)	45710

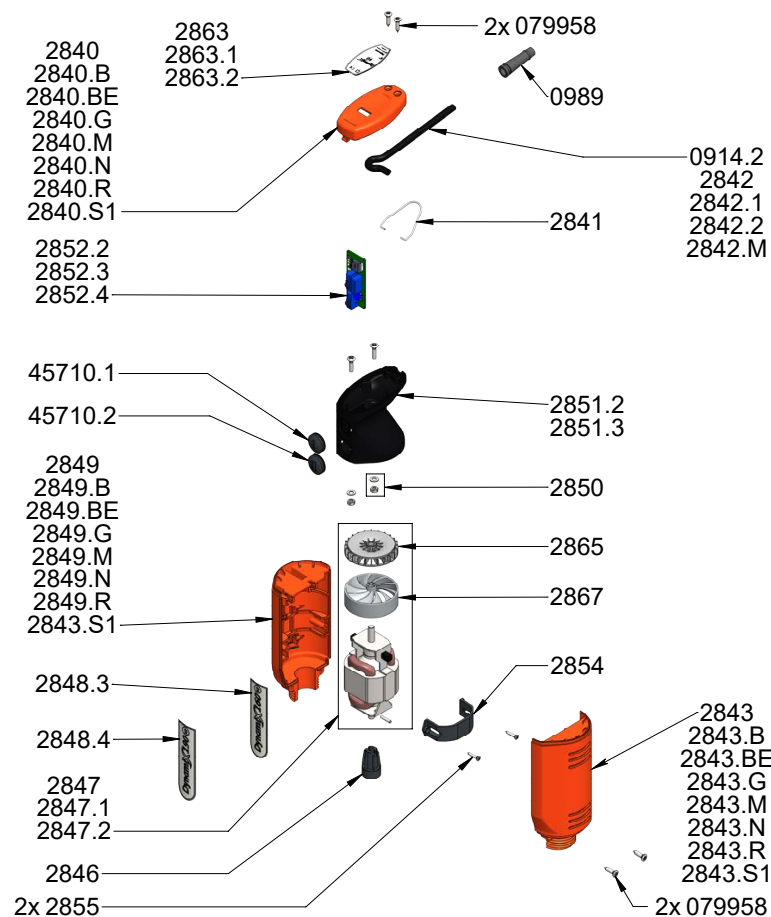


Motor block DYNAMIX V2 - BM 160 - Ref AC575

Motor block DYNAMIX V2 - BM 190 - Ref AC576

Parts list	Ref
SCREWS TBF 3.9X19	079958
CH PLUG POWER CORD (220-240V)	0914.2
STRAIN RELIEF FOR DYNAMIX	0989
COVER	2840
WHITE COVER	2840.B
BEIGE COVER	2840.BE
GREY COVER	2840.G
BLUE COVER DYNAMIX	2840.M
BLACK COVER	2840.N
RED COVER	2840.R
RASPBERRY COVER	2840.S1
HOOK	2841
POWER CORD (3M)	2842
POWER CORD MINIPRO 110-120 V (3M)	2842.1
POWER CORD UK (2M)	2842.2
POWER CORD 220-240V (1.5M)	2842.M
RIGHT HANDLE	2843
WHITE RIGHT HANDLE	2843.B
BEIGE RIGHT HANDLE	2843.BE
GREY RIGHT HANDLE	2843.G
BLUE RIGHT HANDLE	2843.M
BLACK RIGHT HANDLE	2843.N
RED RIGHT HANDLE	2843.R
RASPBERRY RIGHT HANDLE	2843.S1
COUPLING	2846
MOTOR 220-240V	2847
MOTOR 110-120 V	2847.1

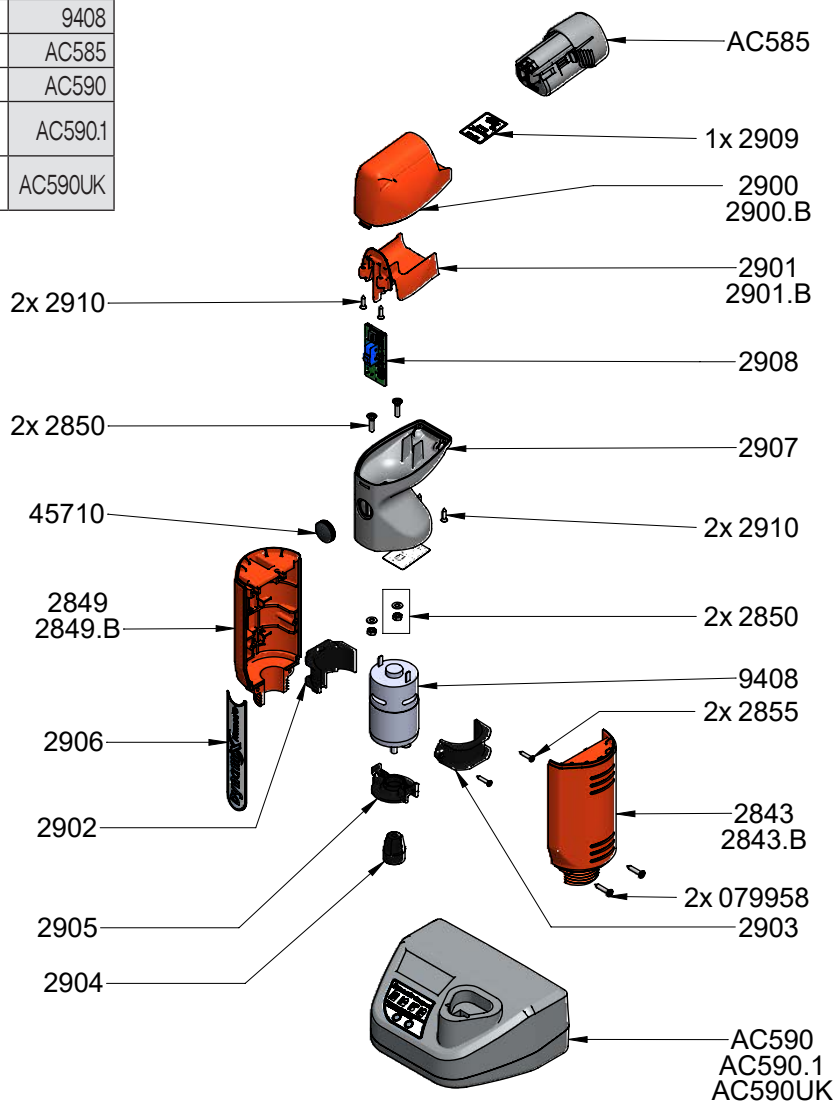
D 190-220-240 V MOTOR	2847.2
DYNAMIX 160 V2 STICKER	2848.3
DYNAMIX 190 V2 LABEL	2848.4
LEFT HANDLE	2849
WHITE LEFT HANDLE	2849.B
BEIGE LEFT HANDLE	2849.BE
GREY LEFT HANDLE	2849.G
BLUE LEFT HANDLE	2849.M
BLACK LEFT HANDLE	2849.N
RED LEFT HANDLE	2849.R
RASPBERRY LEFT HANDLE	2849.S1
SCREWS + WASHER + HANDLE NUTS (2)	2850
BLACK HOOD V2	2851.2
WHITE HOOD V2	2851.3
CIRCUIT BOARD V2 220-240V 50-60Hz	2852.2
CIRCUIT BOARD V2 110-120V 50-60Hz	2852.3
CIRCUIT BOARD V2 220-240V 50-60Hz De	2852.4
MOTOR BELT	2854
SCREWS FOR MOTOR BELT	2855
ID LABEL DYNAMIX D160 (220-240V)	2863
110-120V D160 V2 ID LABEL	2863.1
220-240V D190 V2 ID LABEL	2863.2
DYNAMIX FAN / MINIPRO 2016	2865
TOP FAN DYNAMIX 2020	2867
SPEED 1 HANDLE CAP PROTECTOR	45710.1
SPEED 2 HANDLE CAP PROTECTOR	45710.2





BM DYNAMIX NOMAD

Motor block Dynamix Nomad - Ref AC580

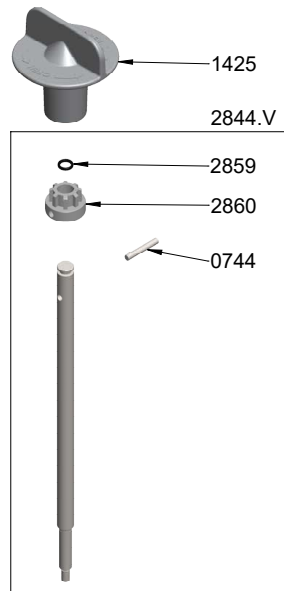

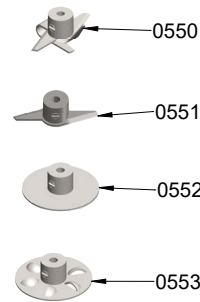
Parts list	Ref
SCREWS TBF 3.9X19	079958
RIGHT HANDLE	2843
WHITE RIGHT HANDLE	2843.B
LEFT HANDLE	2849
WHITE LEFT HANDLE	2849.B
SCREWS + WASHER + HANDLE NUTS (2)	2850
SCREWS FOR MOTOR BELT	2855
BATTERY HOUSING	2900
BATTERY HOUSING	2900.B
TERMINAL SUPPORT DYNAMIX NOMAD	2901
WHITE TERMINAL SUPPORT	2901.B
MOTOR SUPPORT DYNAMIX NOMAD	2902
MOTOR BELT DYNAMIX NOMAD	2903
COUPLING DYNAMIX NOMAD	2904
CENTRALISER + SCREWS DYNAMIX NOMAD	2905
NOMAD LABEL	2906
GREY HOOD DYNAMIX NOMAD	2907
CIRCUIT BOARD NOMAD	2908
ID LABEL	2909
SCREW	2910
HANDLE CAP PROTECTORS (ONE)	45710
MOTOR	9408
DYNAMIX BATTERY NOMAD 12V 2Ah 24Wh	AC585
CHARGER DYNAMIX NOMAD 220-240V 50-60Hz	AC590
CHARGER DYNAMIX NOMAD 110-120V 50-60Hz US PLUG	AC590.1
CHARGER DYNAMIX NOMAD 220-240V 50-60Hz UK PLUG	AC590UK



M 160 - Ref AC520 (Complete attachment)

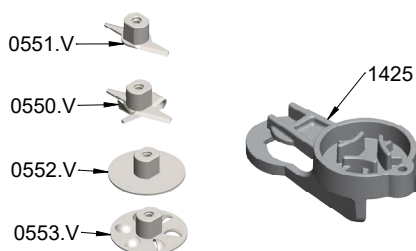


Parts list	Ref
EMULSIFYING KNIFE DYNAMIX	0550
STANDARD KNIFE DYNAMIX	0551
BEATER DISC DYNAMIX	0552
WHISK DISC DYNAMIX	0553
WATERPROOF SEAL	0632
SELF LUBRICATING RING	0637
PIN 3X20	0744
ALUMINIUM BEARING HOLDER	0857
SHAFT AND BEARING	2844
FOOT ASSEMBLY + RING + SEAL	2845
EQUIPPED BEARING HOLDER	284501
DRIVING SHAFT JOINT	2859
COUPLING HUB	2860

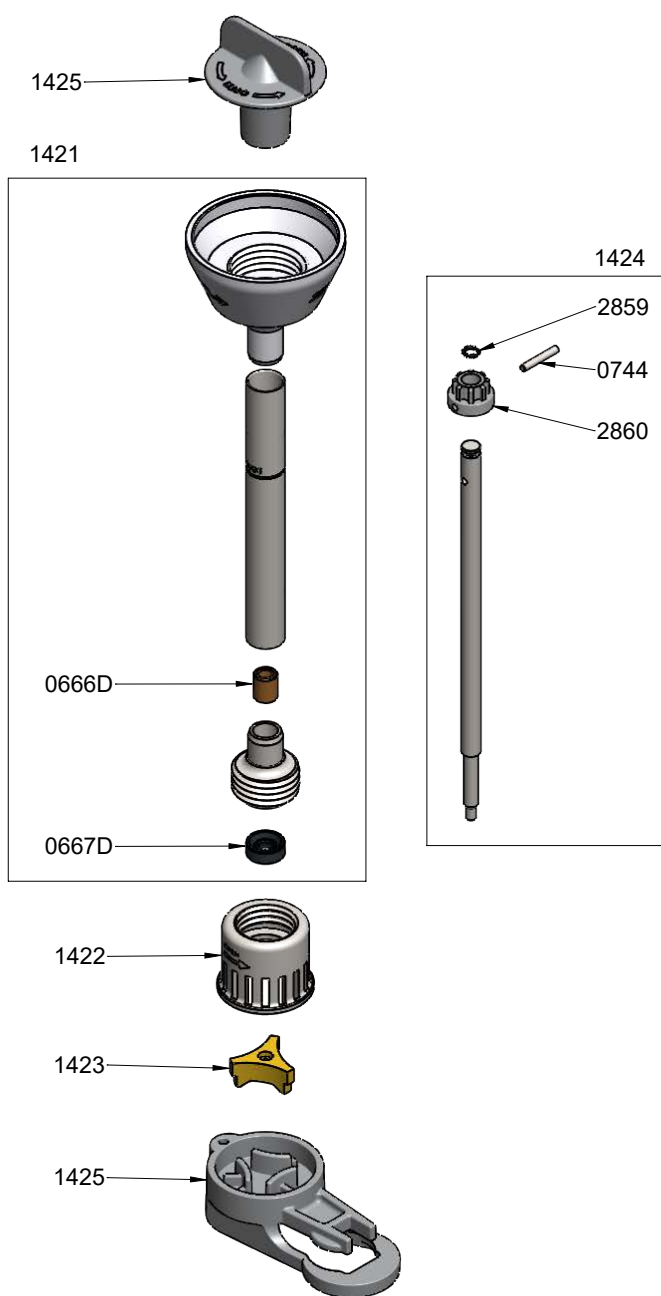


M 160 - Ref AC521.V (Complete screwing attachment)

Parts list	Ref
SCREWING EMULSIFYING KNIFE	0550.V
SCREWING STANDARD KNIFE	0551.V
SCREWING BEATER DISC	0552.V
SCREWING WHISK DISC	0553.V
SELF LUBRICATING RING	0666D
WATERPROOF SEAL	0667D
PIN 3X20	0744
ALUMINIUM BEARING HOLDER	0857.V
DYNAMIX BLENDER KEY	1425
SCREWING SHAFT AND BEARING	2844.V
SCREWING ATTACHMENT ASSEMBLY + RING + SEAL	2845.V
EQUIPPED BEARING HOLDER	284501V
DRIVING SHAFT JOINT	2859
COUPLING HUB	2860

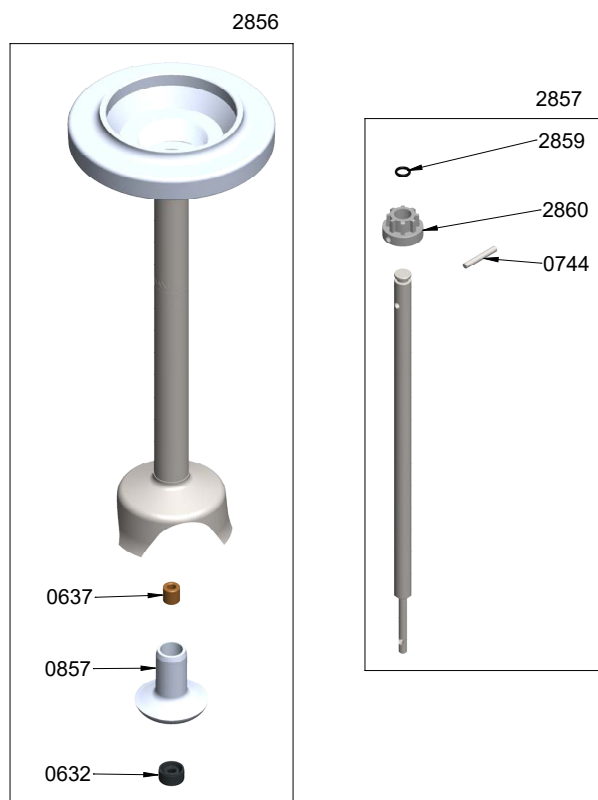


Blender Dynamix® - Ref AC560 (Complete attachment)

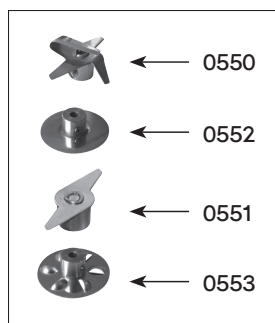


Parts list	Ref
LUBRIFICATING SEAL	0666D
WATERPROOF SEAL	0667D
PIN 3X20	0744
SPACER WITH RINGS	1421
BLENDER DYNAMIX BELL	1422
BLENDER DYNAMIX HAMMER	1423
SHAFT	1424
DYNAMIX BLENDER KEY	1425
DRIVING SHAFT JOINT	2859
COUPLING HUB	2860

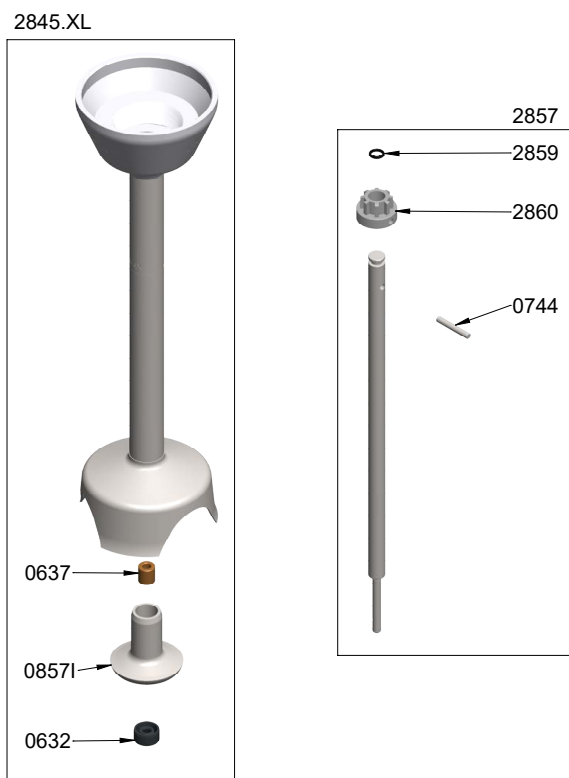
Dynashake 190 - Ref AC530 (Complete attachment)



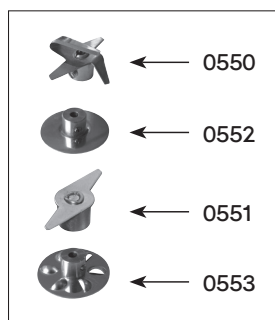
Parts list	Ref
EMULGIERMESSER MIT SCHRAUBE	0550
MESSER 2 KLINGEN MIT SCHRAUBE	0551
SCHLAGSCHEIBE MIT SCHRAUBE	0552
QUIRLSCHEIBE MIT SCHRAUBE	0553
LAGER	0632
DICHTRING	0637
STIFT 3 x 20	0744
WELLENFÜHRUNG	0857
FUß KOMPLETT OHNE WELLE, OHNE MESSER	2856
WELLE MIT LAGER UND KUPPLUNG (DYNASHAKE)	2857
O-RING	2859
KUPPLUNG MIT STIFT	2860




M 190 - Ref AC550 (Complete attachment)



Parts list	Ref
EMULGIERMESSER MIT SCHRAUBE	0550
MESSER 2 KLINGEN MIT SCHRAUBE	0551
SCHLAGSCHEIBE MIT SCHRAUBE	0552
QUIRLSCHEIBE MIT SCHRAUBE	0553
LAGER	0632
DICHTRING	0637
STIFT 3 x 20	0744
WELLENFÜHRUNG AUS EDELSTAHL	0857I
LANGER FUß DYNAMIX	2845.XL
WELLE MIT LAGER UND KUPPLUNG (DYNASHAKE)	2857
O-RING	2859
KUPPLUNG MIT STIFT	2860

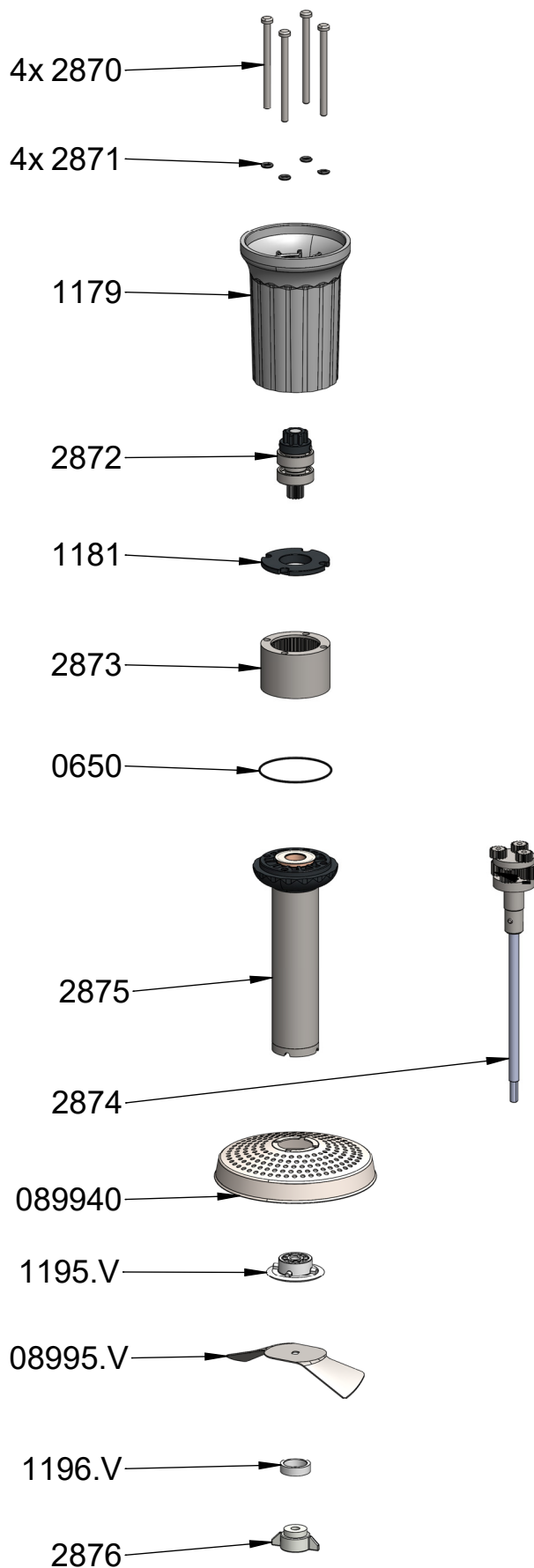



DYNAMIX PP- Ref AC517 (Complete attachment)



Parts list	Ref
O. RING	0650
POTATO GRID	089940
POTATO BLADE DYNAMIX	08995.V
RICER INFERIOR CARTER	1179
SECURED WASHER	1181
GRID HOLDER	1195.V
COMPRESSION WASHER	1196.V
HANDLE SCREWS (4)	2870
O. RING (4)	2871
EQUIPPED UPPER SHAFT	2872
INTERIOR GEARED CROWN	2873
EQUIPPED OUTPUT SHAFT	2874
EQUIPPED SPACER FOR POTATO RICER	2875
NUT HOLDER + NUT	2876

Potato grid assembly

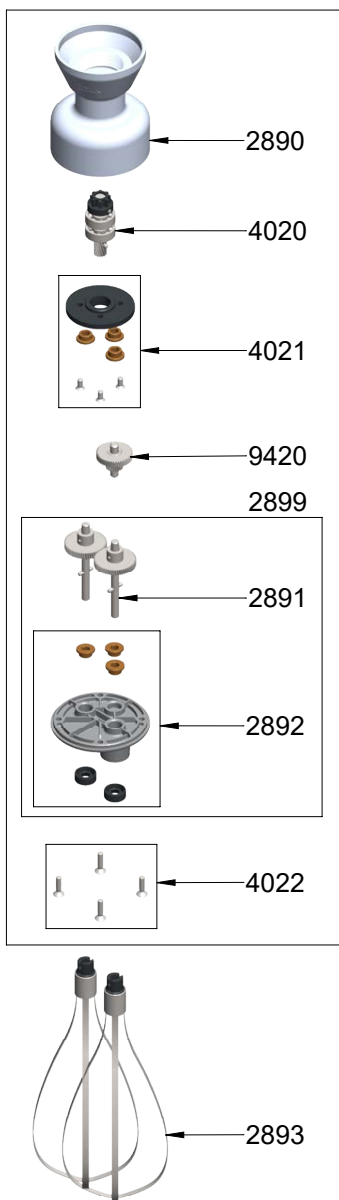


DYNAMIX WHISK- Ref AC516

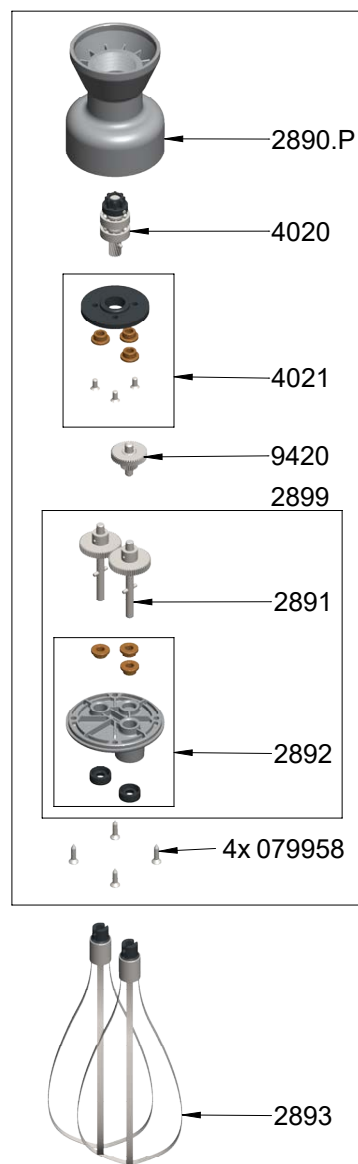
Parts list	Ref
SCREWS TBF 3.9X19	079958
ALUMINIUM WHISK INFERIOR CASING	2890
WHISK PLASTIC INFERIOR CASING	2890.P
EQUIPPED OUTPUT AXLE WITH 2 GEARS + PIN (SINCE 01.01.2015)	2891
LOWER CASING WITHRING + SEALS (SINCE 01.01.2015)	2892
WHISK TOOL (2) (SINCE 01/01/2015)	2893
REDUCTION CASING WITHOUT WHISKS	2894
PLASCTIC REDUCTION CASING WITHOUT WHISKS	2894.P
EQUIPED LOWER CASING WITH OUTPUT AXIS	2899
EQUIPPED UPPER SHAFT (COMPLETE)	4020
PLATE WITH SEALS AND SCREWS	4021
HOLDER ASSEMBLY SCREWS (4)	4022
MIDDLE GEAR & SHAFT	9420

From the serial number 18/18506

2894



2894.P



CUTTER BOWL DYNAMIX - Ref AC518

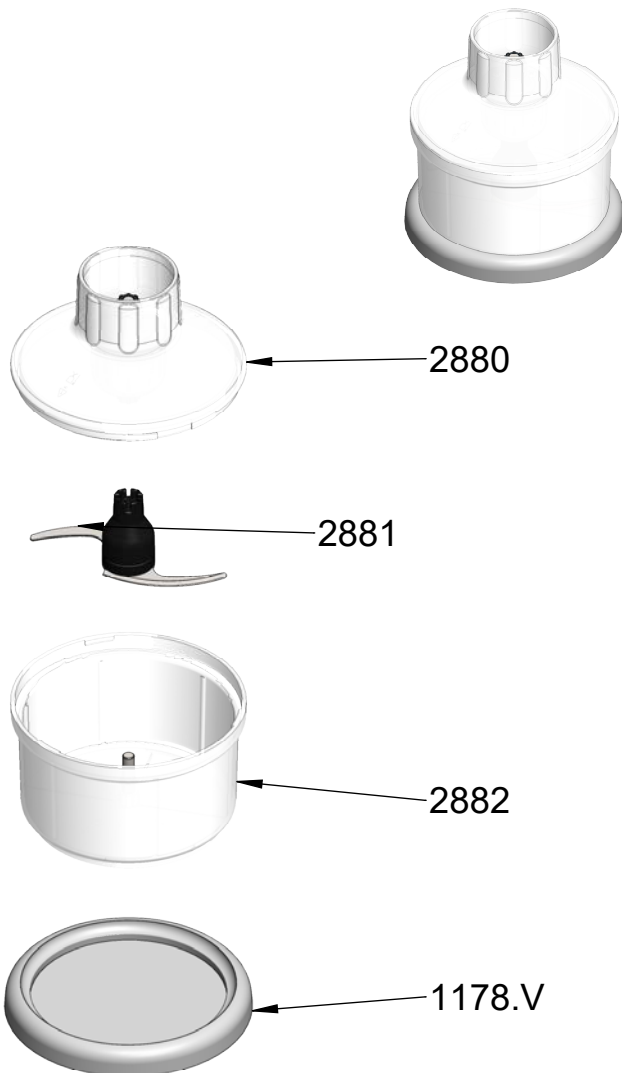
Parts list	Ref
BASE	1178.V
EQUIPPED COVER	2880
DYNAMIX CUTTER BOWL KNIFE	2881
BOWL	2882

Equipped lid2880

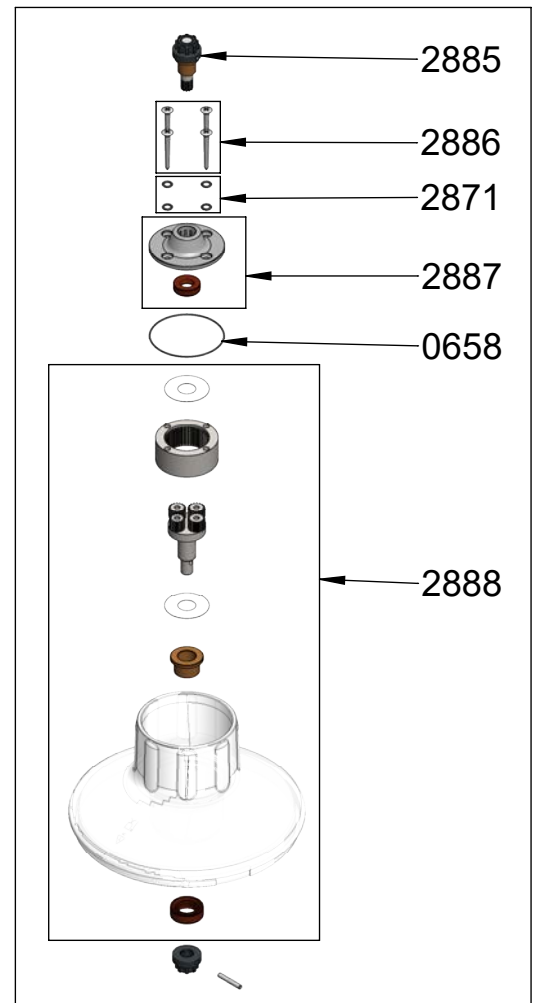
O. RING	0658
O. RING (4)	2871
EQUIPPED UPPER SHAFT	2885
HANDLE SCREWS (4)	2886
REDUCTION PLATE + RING	2887
LID + REDUCTION GEAR	2888

Blade 2881

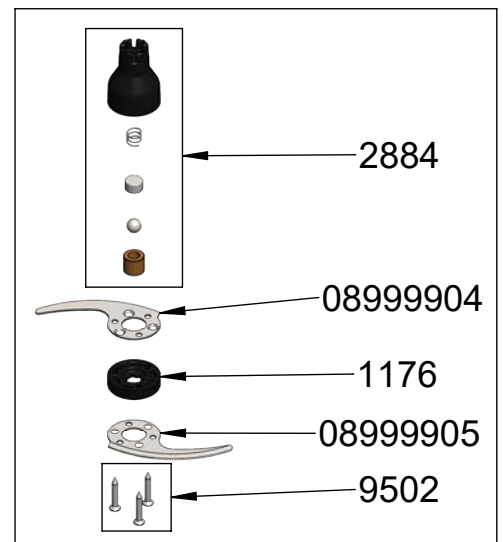
A BLADE	08999904
B BLADE	08999905
BLADE HOLDER	1176
EQUIPPED CONE	2884
SCREWS (3)	9502



Equipped lid - 2880

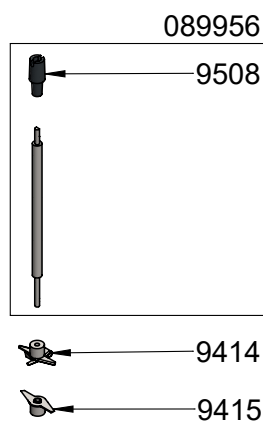
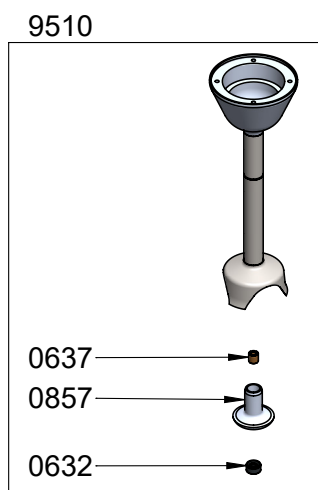
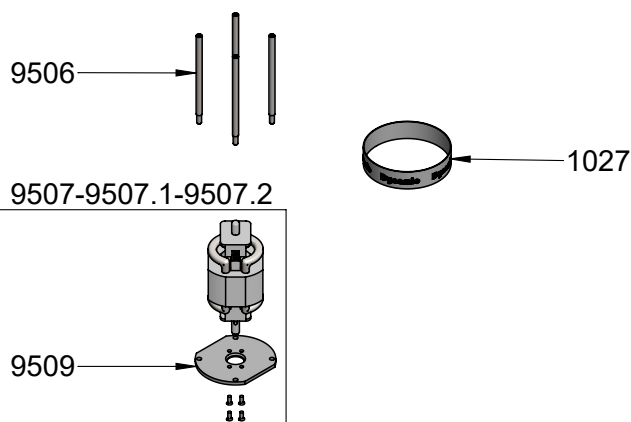
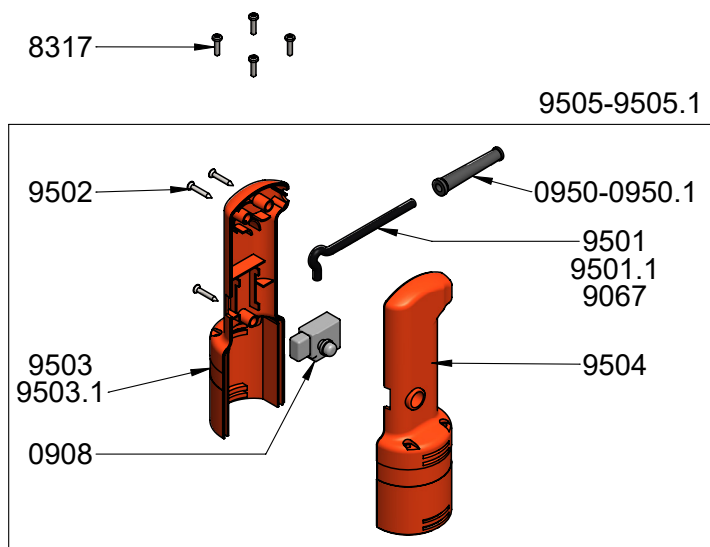


Blade - 2881



MD 95 - Ref MX010

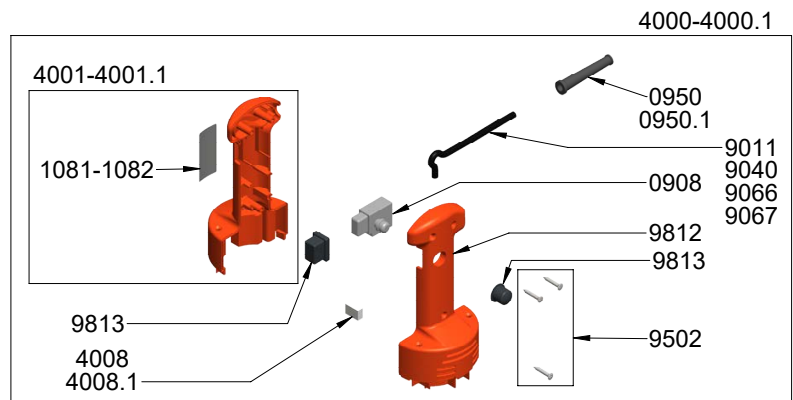
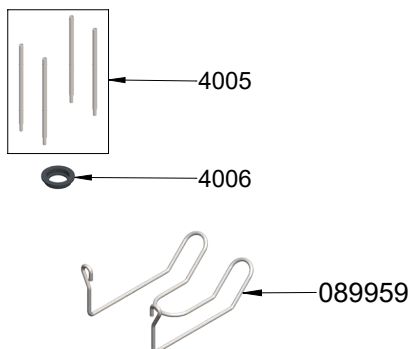
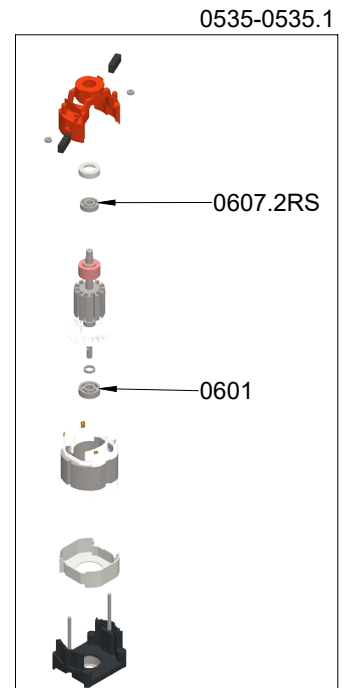
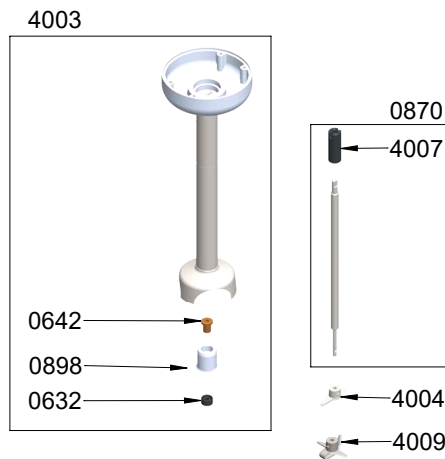
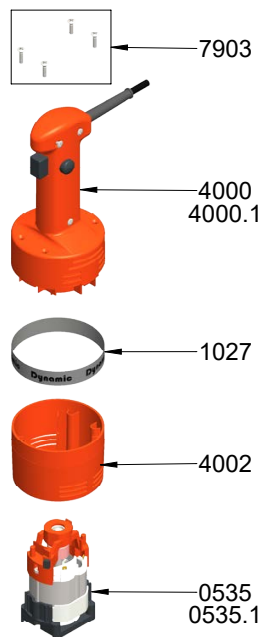
Parts list	Ref
WATERPROOF SEAL	0632
SELF LUBRICATING RING	0637
ALUMINIUM BEARING HOLDER	0857
HOOK	0863
COMPLETE SHAFT INOX	089956
NON LOCKING SWITCH	0908
FILTERING CAPACITOR	0909
STRAIN RELIEF 220-240 V	0950
STRAIN RELIEF 110-120 V	0950.1
DYNAMIC LABEL	1027
SPEED VARIATOR 220-240 V	1213
SPEED VARIADOR 110-120 V	1214
CIRCUIT BOARD FROM N° 17/00865	1214.1
SPACERS SCREWS(4)	8317
POWER CORD (ENGLAND)	9067
4 CUTTING BLADES MD95 WITH SCREWS	9414
CUTTER BLADE	9415
POWER CORD (220-240V)	9501
POWER CORD (110-120 V)	9501.1
SCREWS (3)	9502
LOWER HANDLE WITH LABEL (220-240V)	9503
LOWER HANDLE WITH LABEL (110-120 V)	9503.1
UPPER HANDLE	9504
COMPLETE HANDLE 220-240V	9505
COMPLETE HANDLE 110-120V	9505.1
SPACERS (4)	9506
MOTOR & SCREW & CAPACITOR (220-240V)	9507
MOTOR & SCREW & CAPACITOR (110-120 V)	9507.1
MOTOR, SCREW, CAPACITOR AND HOLDER (110-120 V) FROM N° 17/00865	9507.2
COUPLING SLEEVE	9508
INNER MOTOR HOLDER	9509
TUBE WITH BEARING ASSEMBLY NO SHAFT	9510
CARBON BRUSHES 220-240V (2)	9512
CARBON BRUSHES 110-120 V (2)	9512.1
BUTTON FOR VARIABLE SPEED	9806



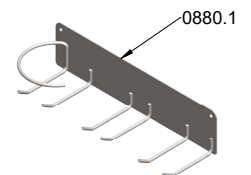
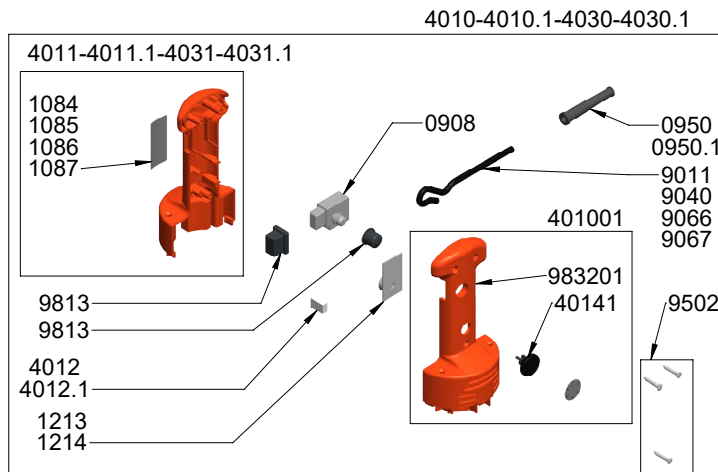
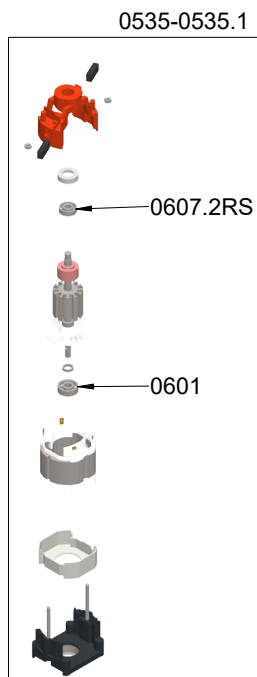
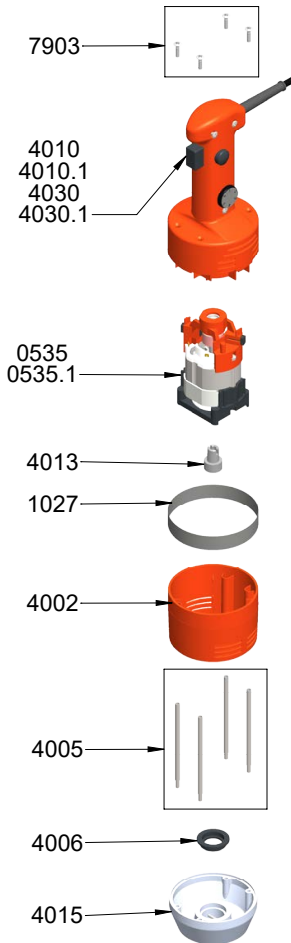
JUNIOR MX 225 - Ref MX020

Parts list	Ref
MOTOR 220-240 V 50-60Hz	0535
MOTOR 110-120 V 50-60Hz	0535.1
BALL BEARING	0601
SUPERIOR MOTOR GEARING	0607.2RS
WATERPROOF SEAL	0632
SELF LUBRICATING RING	0642
TRANSMISSION SHAFT	0870
BEARING ONLY	0898
WALL BRACKET	089959
NON LOCKING SWITCH	0908
STRAIN RELIEF 220-240 V	0950
STRAIN RELIEF 110-120 V	0950.1
DYNAMIC LABEL	1027
ID LABEL 220-240 V	1081
ID LABEL 110-120 V	1082
COMPLETE HANDLE WITH POWER CORD 220-240V	4000
COMPLETE HANDLE WITH POWER CORD 110-120V	4000.1
HALF LOWER HANDLE + LABEL	4001
HALF LOWER HANDLE + LABEL 110-120 V	4001.1

UPPER MOTOR CASTING	4002
FOOT AND BEARING ASSEMBLY	4003
CUTTER BLADE	4004
BRACES (4)	4005
MOTOR BALL BEARING	4006
COUPLING	4007
CAPACITOR 220-240V	4008
CAPACITOR 110-120V	4008.1
EMULSIFYING BLADE JUNIOR	4009
CARBON BRUSHES (2) NEW 15X9X6MM	4050
CARBON BRUSHES (2) OLD 12X6X5MM	4050.1
SCREWS (4)	7903
POWER CORD	9011
POWER CORD (110-120 V)	9040
POWER CORD (AUSTRALIA)	9066
POWER CORD (ENGLAND)	9067
SCREWS (3)	9502
HALF UPPER HANDLE	9812
SWITCH PROTECTOR	9813



BM JUNIOR - Ref AC100



Parts list

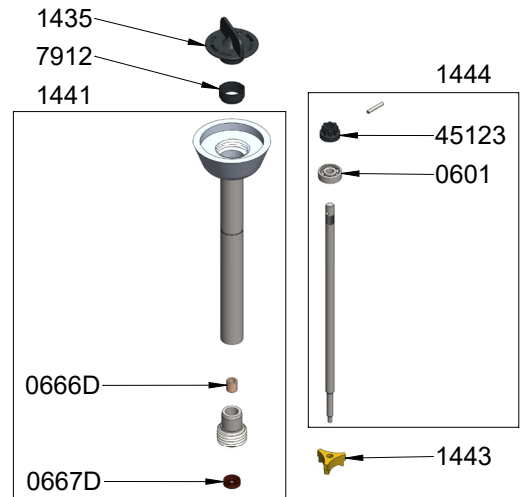
Ref

MOTOR 220-240 V 50-60Hz	0535
MOTOR 110-120 V 50-60Hz	0535.1
BALL BEARING	0601
SUPERIOR MOTOR GEARING	0607.2RS
JUNIOR WALL BRACKET	0880.1
NON LOCKING SWITCH	0908
STRAIN RELIEF 220-240 V	0950
STRAIN RELIEF 110-120 V	0950.1
DYNAMIC LABEL	1027
ID LABEL (JUNIOR DMX225) 220-240 V	1084
ID LABEL (JUNIOR DMX225) 110-120 V	1085
ID LABEL (JUNIOR COMBI) 220-240 V	1086
ID LABEL (JUNIOR COMBI) 110-120 V	1087
SPEED VARIATOR 220-240 V	1213
SPEED VARIATOR 110-120 V	1214
UPPER MOTOR CASTING	4002
BRACES (4)	4005
MOTOR BALL BEARING	4006
COMPLETE HANDLE WITH POWER CORD 220-240V	4010
COMPLETE HANDLE WITH POWER CORD 110-120 V	4010.1
UPPER HALF HANDLE WITH KNOB	401001
1/2 LOWER HANDLE JUNIOR + LABEL 220-240V	4011
1/2 LOWER HANDLE JUNIOR + LABEL 110-120 V	4011.1
FILTERING CAPACITOR 220-240V	4012
FILTERING CAPACITOR 110-120V	4012.1
COUPLING	4013
BUTTON FOR VARIABLE SPEED	40141
LOWER ALUMINIUM MOTOR HOUSING	4015
COMPLETE HANDLE WITH POWER CORD 220-240V	4030
COMPLETE HANDLE WITH POWER CORD 110-120 V	4030.1
1/2 LOWER HANDLE JUNIOR COMBI LABEL 220-240V	4031
1/2 LOWER HANDLE JUNIOR COMBI LABEL 110-120V	4031.1
CARBON BRUSHES (2) NEW 15X9X6MM	4050
CARBON BRUSHES (2) OLD 12X6X5MM	4050.1
CARBON BRUSHES 15X9X6MM (SINCE 01-01-2022)	4051
SCREWS (4)	7903
POWER CORD	9011
POWER CORD (110-120 V)	9040
POWER CORD (AUSTRALIA)	9066
POWER CORD (ENGLAND)	9067
SCREWS (3)	9502
SWITCH PROTECTOR	9813
UPPER HALF HANDLE	983201

JUNIOR accessories

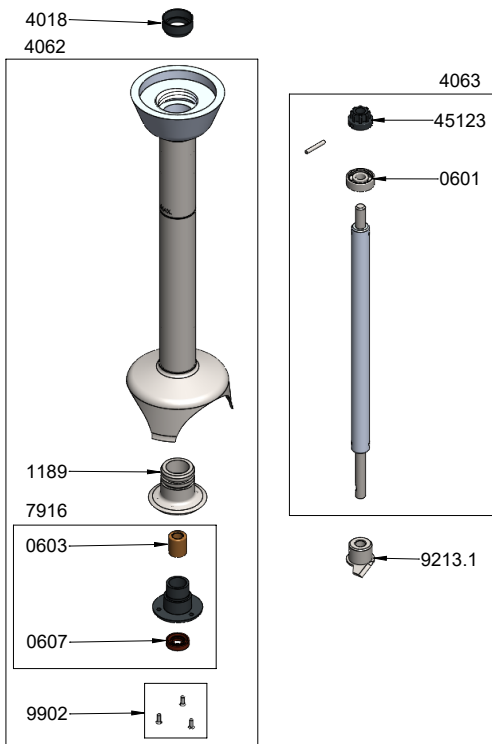
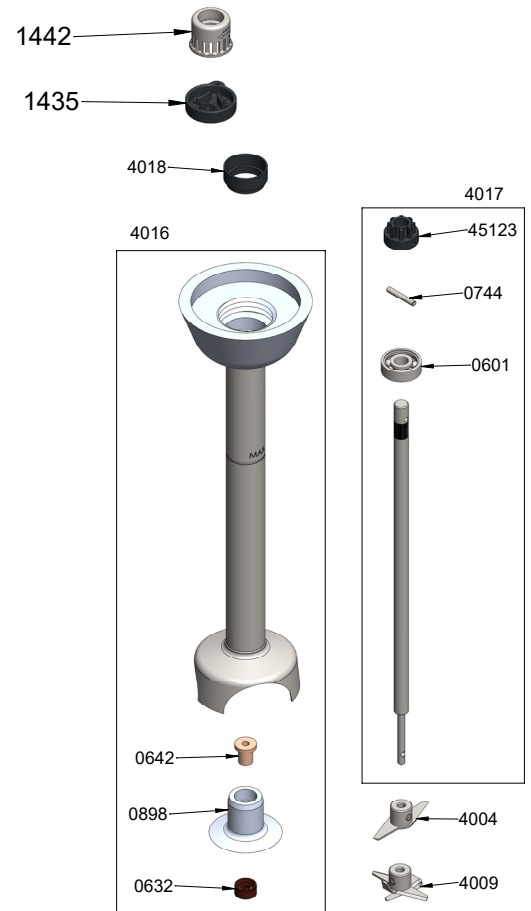
Blender Junior - Ref AC066 (Complete attachment)

Parts list	Ref
BALL BEARING	0601
SELF LUBRICATING RING	0666D
WATERPROOF SEAL	0667D
JUNIOR BLENDER KEY	1435
BLENDER JUNIOR LOWER BEARING, CARTER, SPACER ASSEMBLY	1441
BLENDER JUNIOR BELL	1442
BLENDER JUNIOR HAMMER	1443
SHAFT	1444
COUPLER	45123
MOTOR BEARING SLEEVE	7912



M 225 - Ref AC101 (Complete attachment)

Parts list	Ref
BALL BEARING	0601
WATERPROOF SEAL	0632
SELF LUBRICATING RING	0642
PIN 3X20	0744
BEARING ONLY	0898
CUTTER BLADE	4004
EMULSIFYING BLADE JUNIOR	4009
FOOT ASSEMBLY WITH BALL BEARING	4016
KIT WITH SHAFT, LOWER BALL BEARING + COUPLING	4017
MOTOR BALL BEARING	4018
COUPLER	45123



M300 Junior - Ref AC105 (Complete attachment)

Parts list	Ref
BALL BEARING	0601
SELF LUBRICATING RING	0603
WATERPROOF SEAL	0607
PMX BEARING HOLDER (BLACK) + 2 SEALS	1189
MOTOR BALL BEARING	4018
FOOT ASSEMBLY WITH BEARING	4062
KIT WITH SHAFT + BALL BEARING + COUPLING	4063
COUPLER	45123
LOWER BEARING ASSEMBLY	7916
CUTTER BLADE WITH SCREW XL 300	9213.1
LOWER BEARING SCREWS 3 FOR STEEL BELL	9902

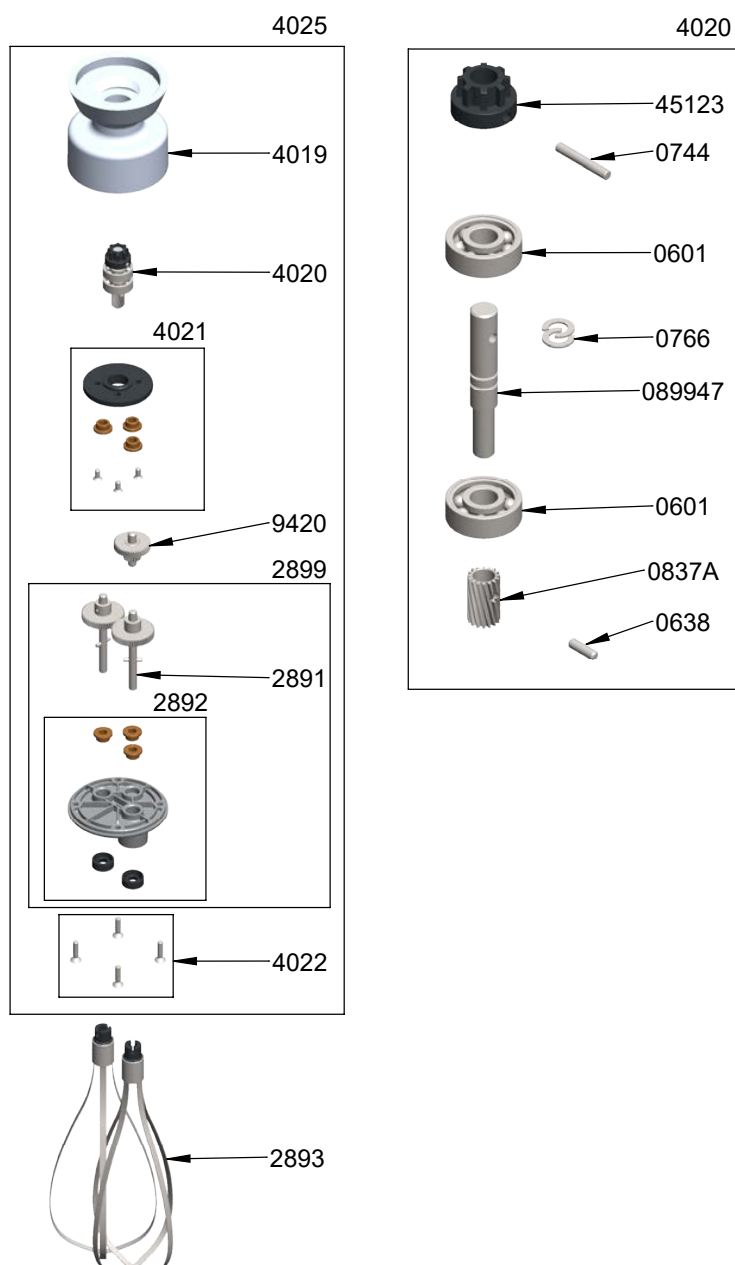
PPJUNIOR - Ref AC103 (Complete attachment)

Parts list	Ref
O. RING	0650
JUNIOR RICER GRID	08999908
POTATO BLADE JUNIOR	08999909
SECURED WASHER	1181
GRID HOLDER	1195.V
COMPRESSION WASHER	1196.V
INFERIOR CARTER RICER JUNIOR	119955
HANDLE SCREWS (4)	2870
O. RING (4)	2871
INTERIOR GEARED CROWN	2873
JUNIOR RICER EQUIPPED ASSEMBLY	4070
JUNIOR RICER OUTPUT SHAFT	4071
JUNIOR RICER NUT + NUT HOLDER	4072
JUNIOR RICER SHAFT	4073

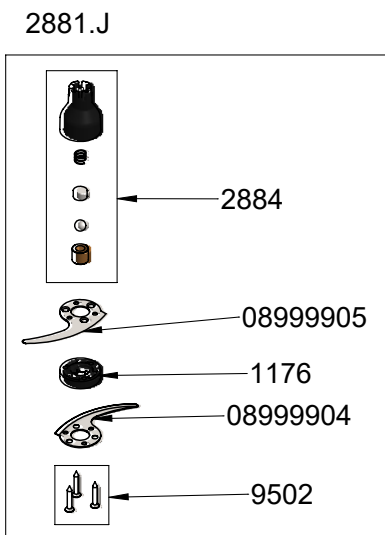
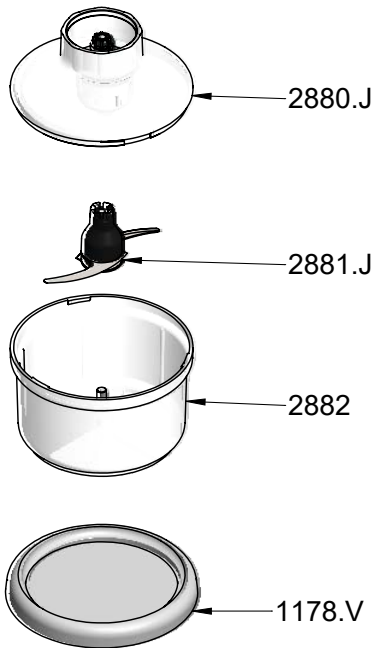


JUNIOR WHISK - Ref AC102

Parts list	Ref
BALL BEARING	0601
PIN FOR GEAR	0638
PIN 3X20	0744
OPEN HEAD LOCKING WASHER	0766
ENTRY GEAR	0837A
UPPER DRIVING SHAFT	089947
EQUIPPED OUTPUT AXLE WITH 2 GEARS + PIN (SINCE 01.01.2015)	2891
LOWER CASING WITH RING + SEALS (SINCE 01.01.2015)	2892
WHISK TOOL (2) (SINCE 01/01/2015)	2893
EQUIPPED LOWER CASING WITH OUTPUT AXIS	2899
LOWER MOTOR WHISK HOUSING	4019
EQUIPPED UPPER SHAFT (COMPLETE)	4020
PLATE WITH SEALS AND SCREWS	4021
HOLDER ASSEMBLY SCREWS (4)	4022
REDUCTION GEAR ASSEMBLY	4025
COUPLER	45123
MIDDLE GEAR & SHAFT	9420



CUTTER BOWL JUNIOR - Ref AC104



Parts list	Ref
BASE	1178.V
EQUIPPED COVER	2880.J
JUNIOR CUTTER BOWL KNIFE	2881.J
BOWL	2882

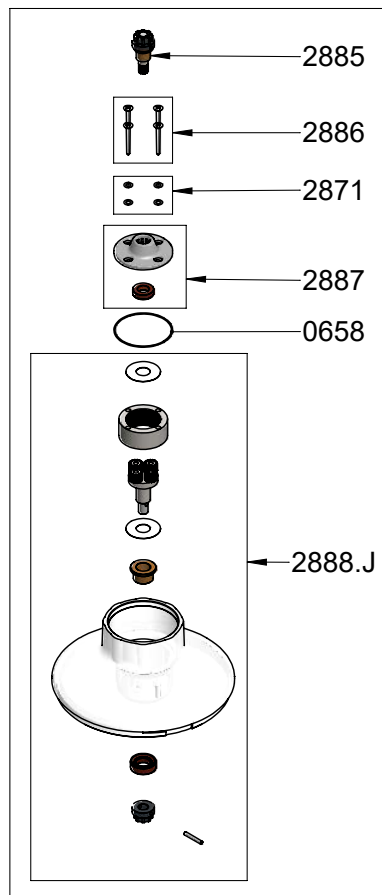
Equipped lid 2880.J

O. RING	0658
O. RING (4)	2871
EQUIPPED UPPER SHAFT	2885
SCREWS (4)	2886
REDUCTION PLATE + RING	2887
LID + REDUCTION GEAR	2888.J

Blade 2881.J

A BLADE	08999904
B BLADE	08999905
BLADE HOLDER	1176
EQUIPPED CONE	2884
SCREWS (3)	9502

2880.J

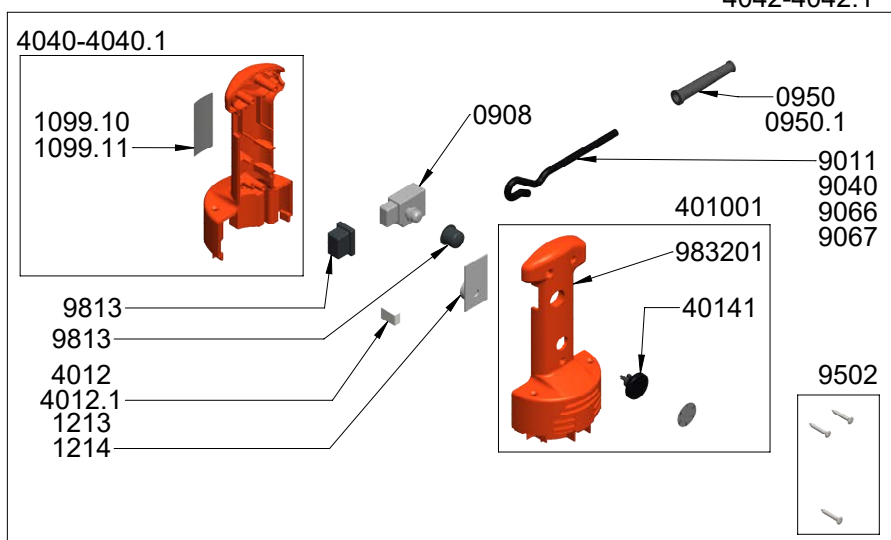
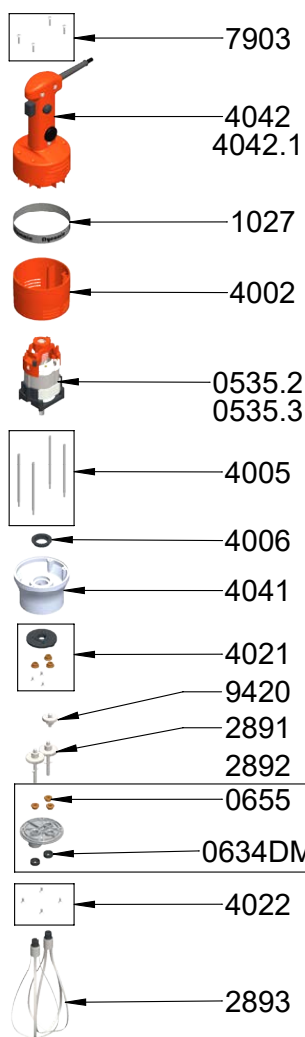


JUNIOR WHISK

Ref FT005

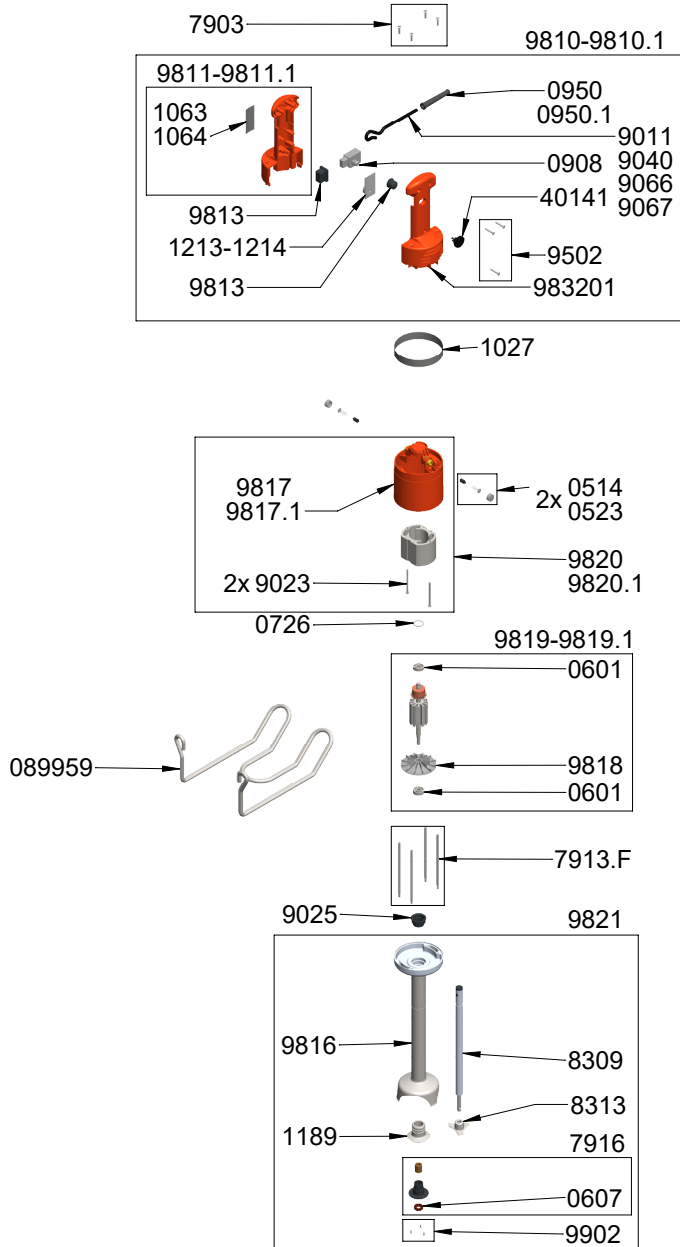
Parts list	Ref
MOTOR 220-240 V 50-60Hz + GEAR	0535.2
MOTOR 110-120 V + GEAR	0535.3
BALL BEARING	0601
SUPERIOR MOTOR GEARING	0607.2RS
WATERPROOF SEAL	0634DM
SELF LUBRICATING RING	0655
PINS 3 X 14	0745
WALL BRACKET	089959
GEAR + PIN	089972
NON LOCKING SWITCH	0908
STRAIN RELIEF 220-240 V	0950
STRAIN RELIEF 110-120 V	0950.1
DYNAMIC LABEL	1027
LABEL WITH SERIAL NUMBER 110-120 V	1099.10
LABEL WITH SERIAL NUMBER 220-240 V	1099.11
SPEED VARIATOR 220-240 V	1213
SPEED VARIADOR 110-120 V	1214
EQUIPPED OUTPUT AXLE WITH 2 GEARS + PIN (SINCE 01.01.2015)	2891
LOWER CASING WITHRING + SEALS (SINCE 01.01.2015)	2892
WHISK TOOL (2) (SINCE 01/01/2015)	2893
UPPER MOTOR CASTING	4002
BRACES (4)	4005
MOTOR BALL BEARING	4006

UPPER HALF HANDLE WITH KNOB	401001
FILTERING CAPACITOR 220-240V	4012
FILTERING CAPACITOR 110-120V	4012.1
BUTTON FOR VARIABLE SPEED	40141
PLATE WITH SEALS AND SCREWS	4021
HOLDER ASSEMBLY SCREWS (4)	4022
LOWER HALF HANDLE + LABEL 220-240V	4040
LOWER HALF HANDLE + LABEL 110-120 V	4040.1
LOWER ALUMINIUM MOTOR HOUSING	4041
COMPLETE HANDLE JUNIOR WHISK 220-240V	4042
COMPLETE HANDLE JUNIOR WHISK	4042.1
CARBON BRUSHES (2) NEW 15X9X6MM	4050
CARBON BRUSHES (2) OLD 12X6X5MM	4050.1
CARBON BRUSHES 15X9X6MM (SINCE 01-01-2022)	4051
SCREWS (4)	7903
POWER CORD	9011
POWER CORD (110-120 V)	9040
POWER CORD (AUSTRALIA)	9066
POWER CORD (ENGLAND)	9067
MIDDLE GEAR & SHAFT	9420
SCREWS (3)	9502
SWITCH PROTECTOR	9813
UPPER HALF HANDLE	983201



IMPORTANT : Each spare part order must include the type and the number of the product which appears on the identification plate.

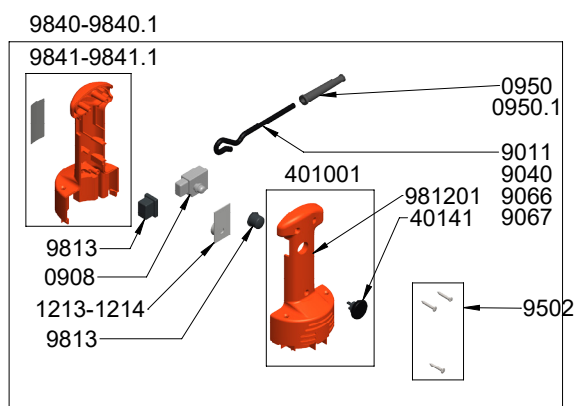
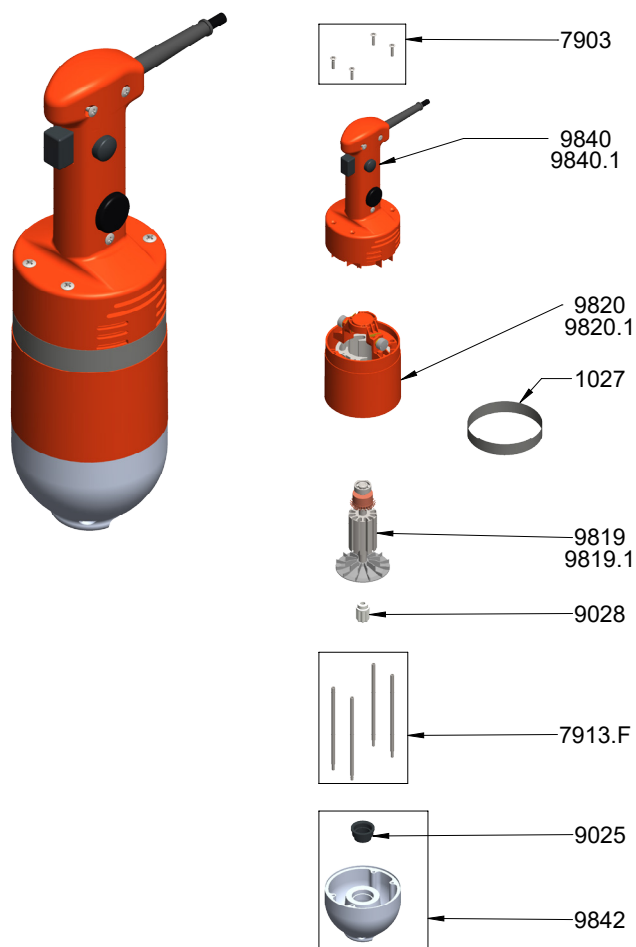
Ref MX007



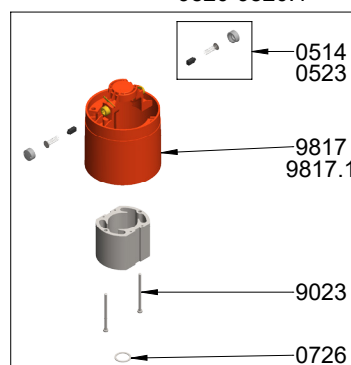
Parts list	Ref
MOTOR BRUSHES (PAIR) 220-240V	0514
MOTOR BRUSHES (PAIR) 110-120V	0523
BALL BEARING	0601
WATERPROOF SEAL	0607
SQUEEZING WACHER	0726
WALL BRACKET	089959
NON LOCKING SWITCH	0908
STRAIN RELIEF 220-240 V	0950
STRAIN RELIEF 110-120 V	0950.1
CAPACITOR + FILTER 220-240V	0972.1
WARNING LABEL	1017
DYNAMIC LABEL	1027
LABEL WITH SERIAL NUMBER (220-240V)	1063
LABEL WITH SERIAL NUMBER (110-120 V)	1064
PMX BEARING HOLDER (BLACK) + 2 SEALS	1189
SPEED VARIATOR 220-240 V	1213
SPEED VARIADOR 110-120 V	1214
BUTTON FOR VARIABLE SPEED	40141
SCREWS (4)	7903
SPACERS	7913.F
LOWER BEARING ASSEMBLY	7916
SHAFT	8309
CUTTER BLADE	8313
POWER CORD	9011
FIELD SPACERS SCREWS (2)	9023
MOTOR BEARING SLEEVE	9025
POWER CORD (110-120 V)	9040
POWER CORD (AUSTRALIA)	9066
POWER CORD (ENGLAND)	9067
SCREWS (3)	9502
COMPLETE HANDLE (220-240V)	9810
COMPLETE HANDLE (110-120 V)	9810.1
HALF LOWER HANDLE WITH LABEL	9811
HALF LOWER HANDLE WITH LABEL (110-120 V)	9811.1
SWITCH PROTECTOR	9813
MOTOR & SHAFT HOUSING	9816
UPPER MOTOR CASING 220-240V	9817
UPPER MOTOR CASING 110-120V	9817.1
FAN	9818
MOTOR ARMATURE (220-240V)	9819
MOTOR ARMATURE (110-120 V)	9819.1
MOTOR INDUCTOR (220-240V)	9820
MOTOR INDUCTOR (110-120 V)	9820.1
COMPLETE FOOT ASSEMBLY	9821
UPPER HALF HANDLE	983201
SHAFT, LOWER BEARING & CUTTER ASSEMBLY	9836
LOWER BEARING SCREWS 3 FOR STEEL BELL	9902

Motor block SENIOR - Ref AC005

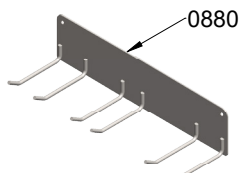
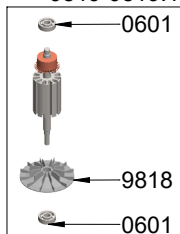
Parts list	Ref
MOTOR BRUSHES (PAIR) 220-240V	0514
MOTOR BRUSHES (PAIR) 110-120V	0523
BALL BEARING	0601
SQUEEZING WACHER	0726
WALL BRACKET	0880
NON LOCKING SWITCH	0908
STRAIN RELIEF 220-240 V	0950
STRAIN RELIEF 110-120 V	0950.1
CAPACITOR + FILTER 220-240V	0972.1
DYNAMIC LABEL	1027
LABEL WITH SERIAL NUMBER (220-240V)	1071
LABEL WITH SERIAL NUMBER (110-120 V)	1072
LABEL WARNING + BIN LOGO	1083
SPEED VARIATOR 220-240 V	1213
SPEED VARIADOR 110-120 V	1214
UPPER HALF HANDLE WITH KNOB	401001
BUTTON FOR VARIABLE SPEED	40141
SCREWS (4)	7903
SPACERS	7913.F
POWER CORD	9011
FIELD SPACERS SCREWS (2)	9023
MOTOR BEARING SLEEVE	9025
ARMATURE COUPLER	9028
POWER CORD (110-120 V)	9040
POWER CORD (AUSTRALIA)	9066
POWER CORD (ENGLAND)	9067
SCREWS (3)	9502
SWITCH PROTECTOR	9813
UPPER MOTOR CASING 220-240V	9817
UPPER MOTOR CASING 110-120V	9817.1
FAN	9818
MOTOR ARMATURE (220-240V)	9819
MOTOR ARMATURE (110-120 V)	9819.1
MOTOR INDUCTOR (220-240V)	9820
MOTOR INDUCTOR (110-120 V)	9820.1
UPPER HALF HANDLE	983201
COMPLET HANDLE SENIOR DMX300 220-240V 50-60Hz	9840
COMPLETE HANDLE SENIOR DMX300 110-120V 50-60Hz	9840.1
HALF LOWER HANDLE WITH LABEL (220-240V)	9841
HALF LOWER HANDLE WITH LABEL (110-120 V)	9841.1
ALUMINIUM HOUSING	9842



9820-9820.1

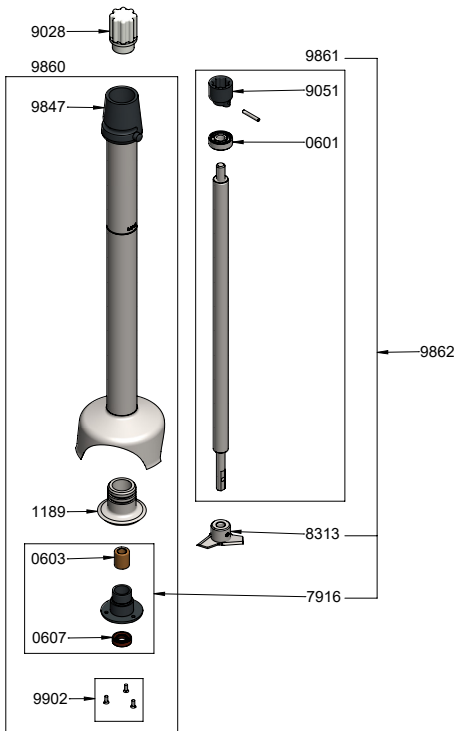
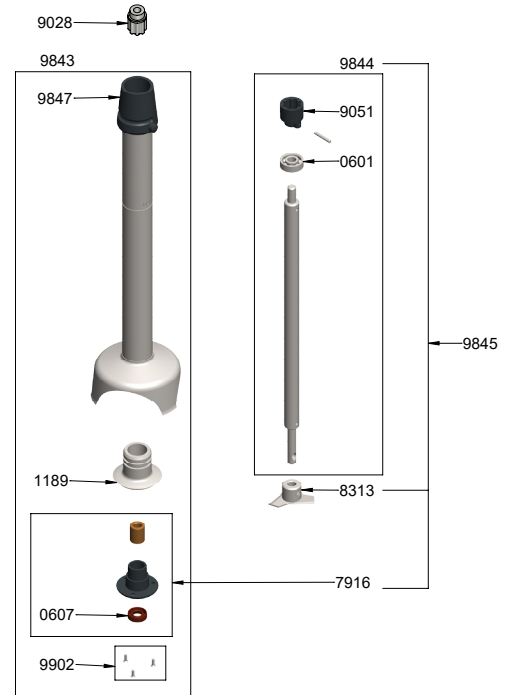


9819-9819.1



M300 SENIOR - Ref AC006 (Complete attachment)

Parts list	Ref
BALL BEARING	0601
WATERPROOF SEAL	0607
PMX BEARING HOLDER (BLACK) + 2 SEALS	1189
LOWER BEARING ASSEMBLY	7916
CUTTER BLADE	8313
ARMATURE COUPLER	9028
COUPLING CAGE	9051
STRUT WITH BELL AND EXTREMETY	9843
SHAFT	9844
SHAFT, LOWER BEARING & CUTTER ASSEMBLY	9845
BLACK TIP	9847
LOWER BEARING SCREWS 3 FOR STEEL BELL	9902

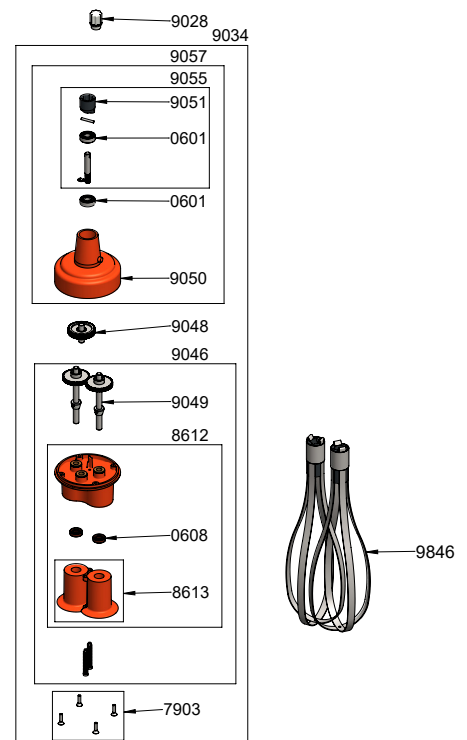


M400 SENIOR - Ref AC016 (Complete attachment)

Parts list	Ref
BALL BEARING	0601
SELF LUBRICATING RING	0603
WATERPROOF SEAL	0607
PMX BEARING HOLDER (BLACK) + 2 SEALS	1189
LOWER BEARING ASSEMBLY	7916
CUTTER BLADE	8313
ARMATURE COUPLER	9028
COUPLING CAGE	9051
BLACK TIP	9847
TUBE ASSEMBLY + BEARING XL 400	9860
SHAFT & COUPLING SLEEVE	9861
SHAFT, LOWER BEARING & CUTTER XL400	9862
LOWER BEARING SCREWS 3 FOR STEEL BELL	9902

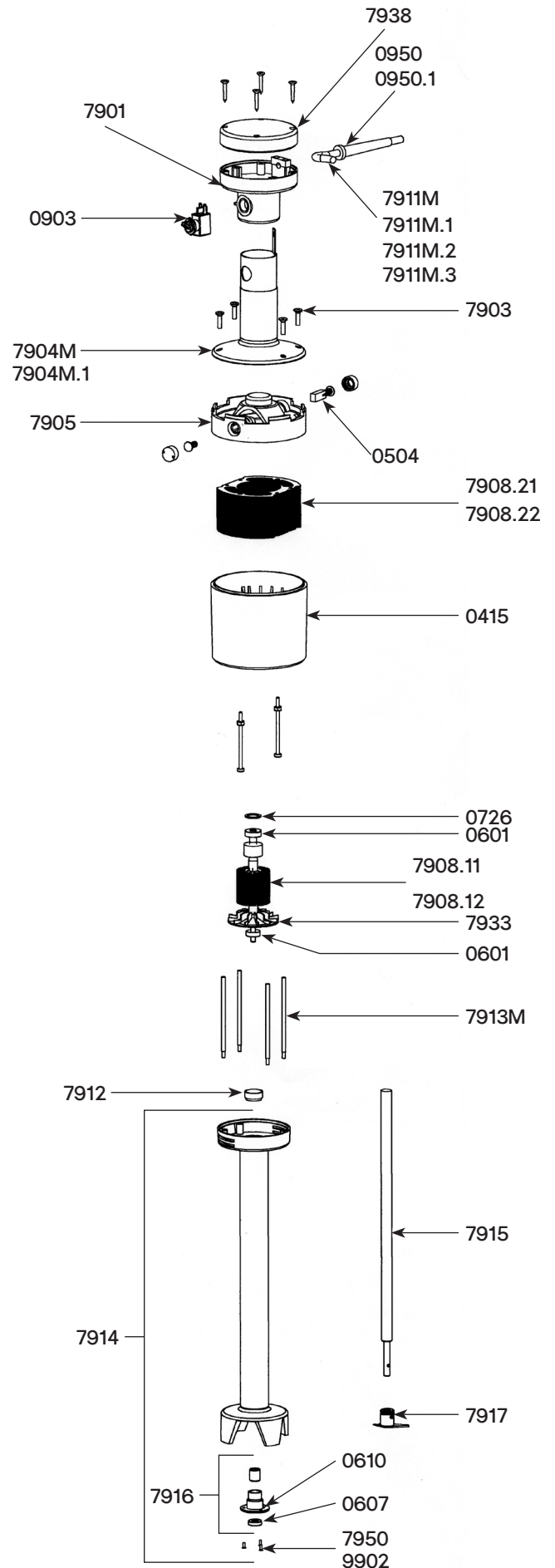
WHISK SENIOR - Ref AC007

Parts list	Ref
BALL BEARING	0601
WATERPROOF SEAL	0608
PIN 3X20	0744
PINS 3 X 14	0745
SCREWS (4)	7903
HOLDER + PLASTIC EJECTOR + SEAL	8612
PLASTIC EJECTOR (PAIR)	8613
ARMATURE COUPLER	9028
REDUCTION GEAR ASSEMBLY	9034
LOWER CASING WITHOUT MIDDLE GEAR	9046
CENTRAL DOUBLE GEAR & SHAFT	9048
SINGLE GEAR (2)	9049
UPPER PLASTIC CASING	9050
COUPLING CAGE	9051
EQUIPPED UPPER SHAFT	9055
COMPLETE UPPER CASING	9057
WHISK (2)	9846

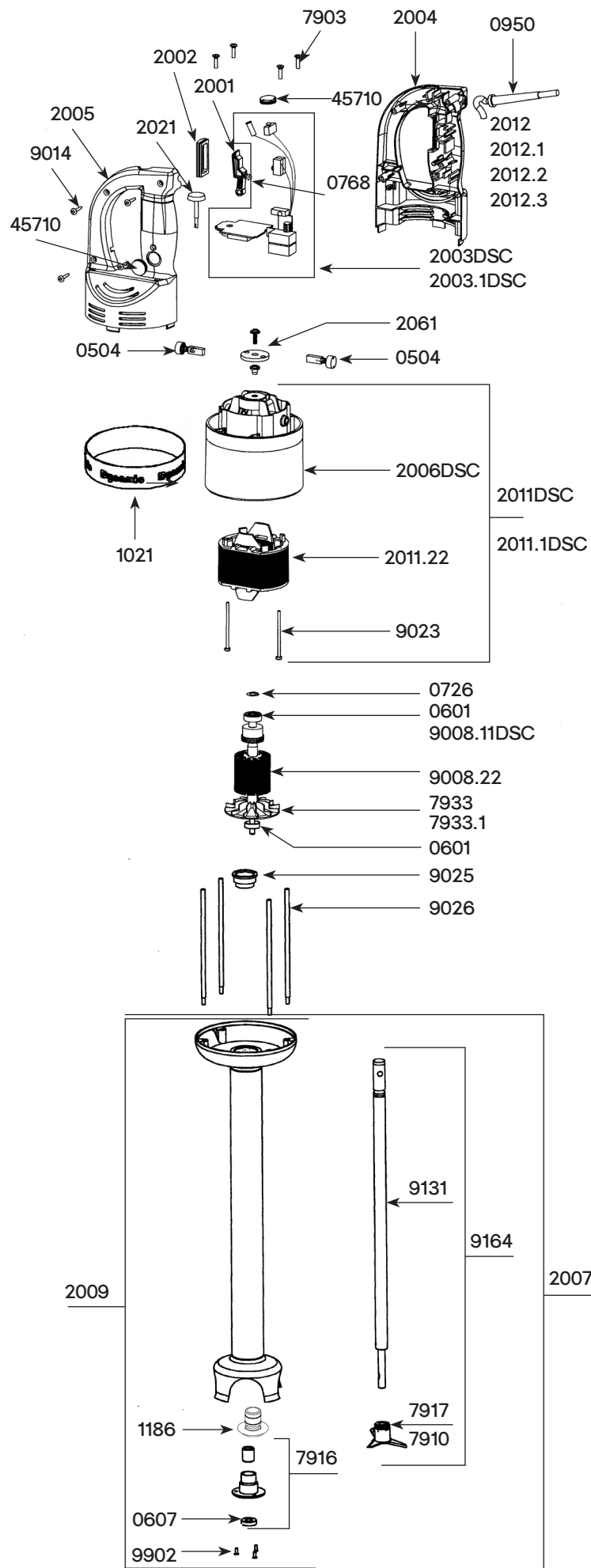


MX 79 Mixer

Parts list	Ref
SLEEVE	0415
MOTOR BRUSHES (PAIR)	0504
BALL BEARING	0601
WATERPROOF SEAL	0607
O. RING	0610
SQUEEZING WACHER	0726
ROCKING SWITCH	0903
STRAIN RELIEF 220-240 V	0950
STRAIN RELIEF 110-120 V	0950.1
COMPLETE HANDLE	7901
SCREWS (4)	7903
ID SHEET (220-240V)	7904M
ID SHEET (110-120 V)	7904M.1
MOTOR HOUSING BRUSH HOLDER	7905
MOTOR (220-240V)	7908
MOTOR (110-120 V)	7908.1
MOTOR ARMATURE WITH FAN (110-120 V)	7908.11
MOTOR ARMATURE WITH FAN (220-240V)	7908.12
INDUCTOR (110-120 V)	7908.21
INDUCTOR (220-240V)	7908.22
POWER CORD (220-240V)	7911M
POWER CORD (110-120 V)	7911M.1
POWER CORD (ENGLAND)	7911M.2
POWER CORD (AUSTRALIA)	7911M.3
MOTOR BEARING SLEEVE	7912
SPACERS (4)	7913M
FOOT ASSEMBLY WITH LOWER BEARIN ASSEMBLY	7914
SHAFT & COUPLING SLEEVE	7915
LOWER BEARING ASSEMBLY	7916
CUTTER BLADE MASTER	7917
CAPACITOR	7931
FAN	7933
SHAFT, LOWER BEARING & CUTTER ASSEMBLY	7934
TOP HANDLE	7938
LOWER BEARING SCREWS (3)	7950
LOWER BEARING SCREWS 3 FOR STEEL BELL	9902

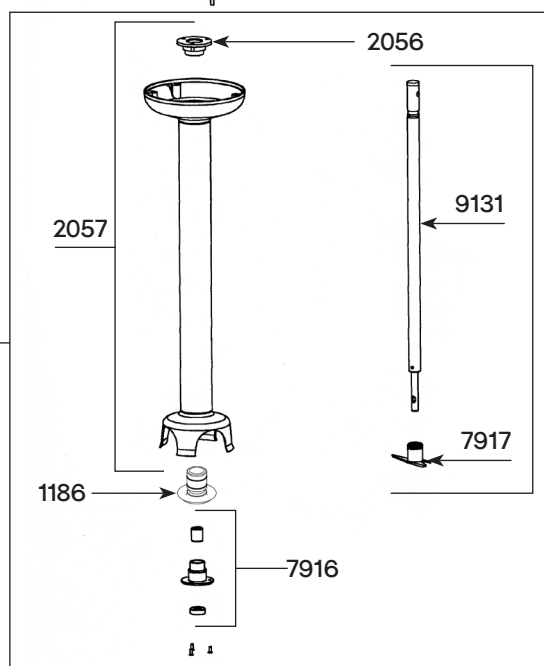
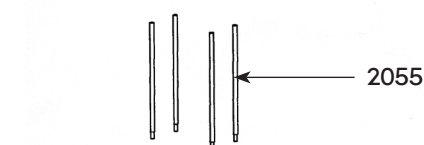
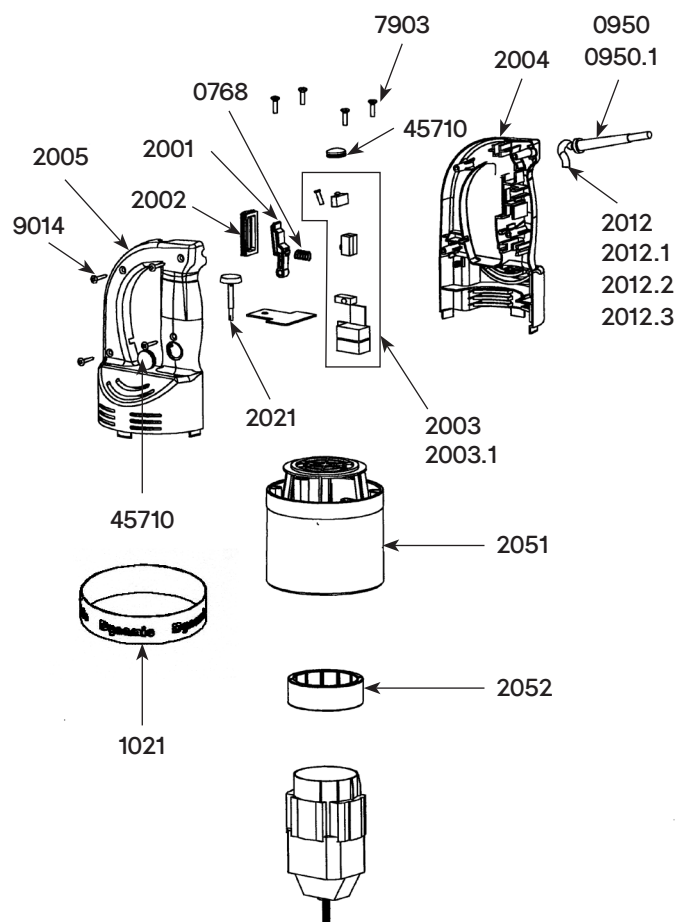
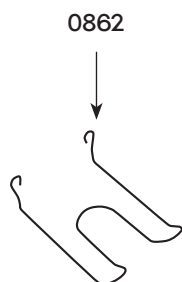


SUBJECT TO AVAILABILITY

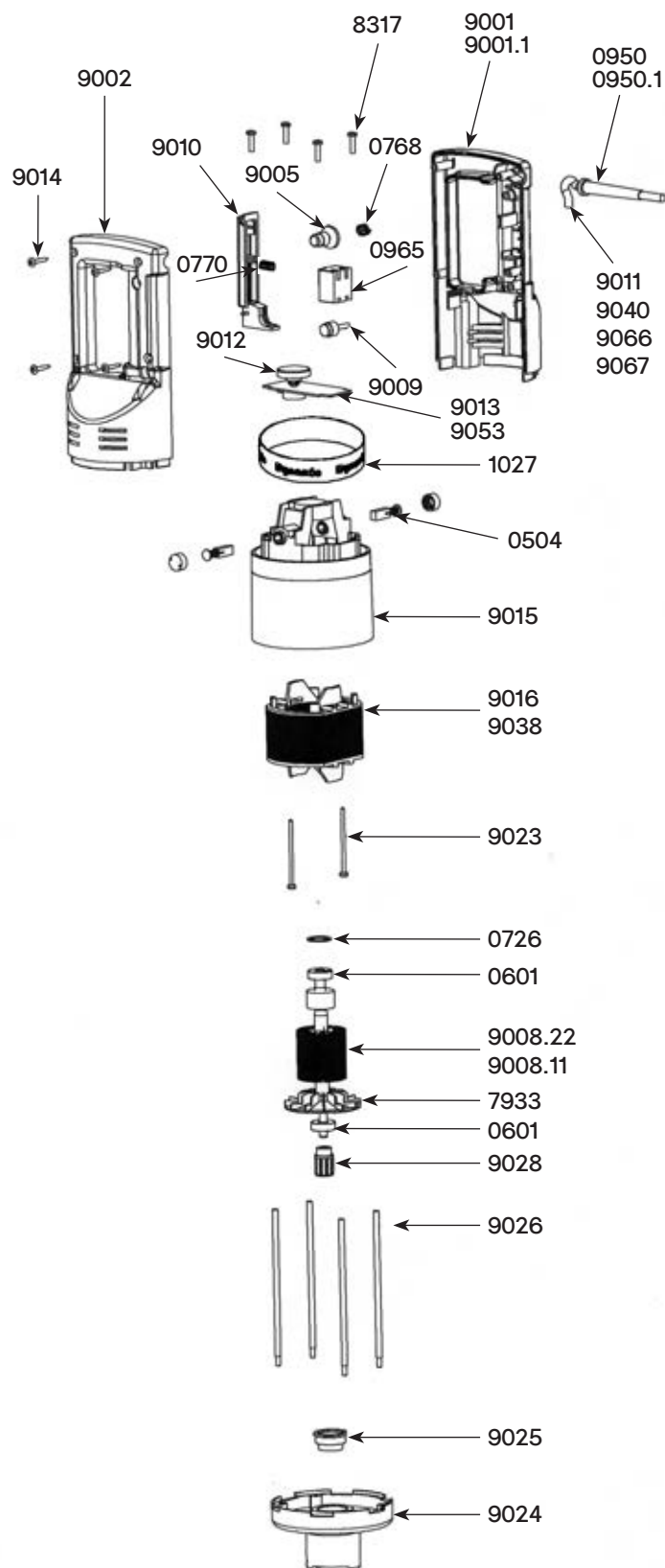


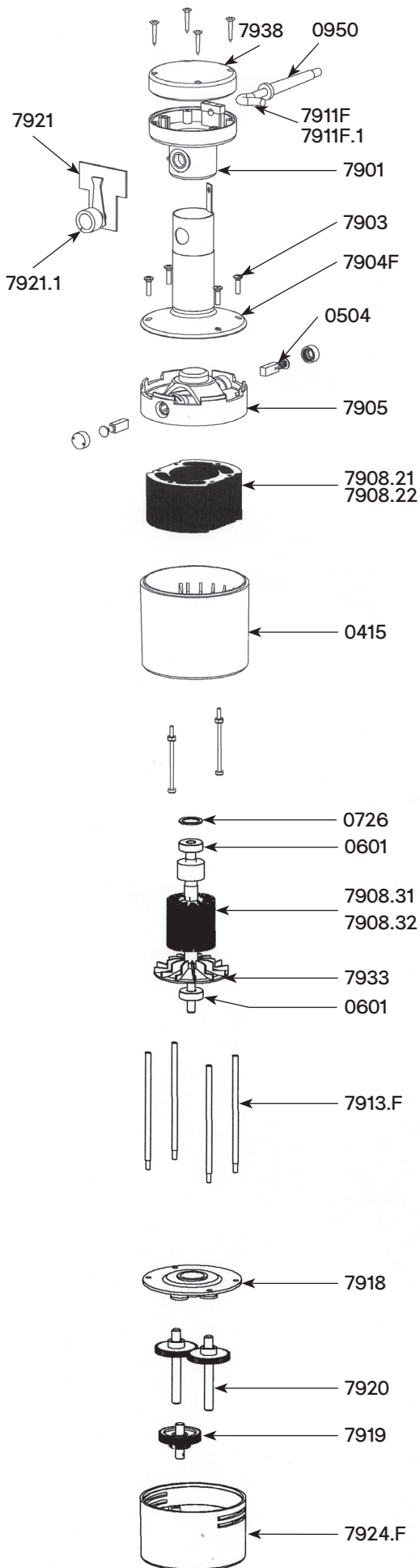
Parts list	Ref
MOTOR BRUSHES (PAIR)	0504
BALL BEARING	0601
WATERPROOF SEAL	0607
SQUEEZING WACHER	0726
SAFETY BUTTON RETURN SPRING	0768
WALL BRACKET	0862
STRAIN RELIEF 220-240 V	0950
STRAIN RELIEF 110-120 V	0950.1
C.E.M FILTER	0999.20
WARNING LABEL	1017
DYNAMIC LABEL	1021
LABEL WITH SERIAL NUMBER (220-240V)	1067
LABEL WITH SERIAL NUMBER (110-120 V)	1068
MX 2000 BEARING HOLDER (BLACK)	1186
SWITCH	1237
POWER ON INDICATOR LIGHT(220-240V)	1241
POWER ON INDICATOR LIGHT(110-120 V)	1241.1
CONTROL LEVER	2001
SAFETY CONTROL LEVER	2002
MICROSWITCH, INTERRUPTORS(4) 220-240V	2003
MICROSWITCH, INTERRUPTORS (4) 110-120V	2003.1
HALF UPPER HANDLE	2004
HALF LOWER HANDLE	2005
MOTOR HOUSING BRUSH HOLDER	2006
COMPLETE FOOT ASSEMBLY	2007
SPEED CONTROL PLUG	2008
FOOT ASSEMBLY WITH BEARING ASSEMBLY	2009
COMPLETE HANDLE WITHOUT VARIATOR (220-240V)	2010
COMPLETE HANDLE WITHOUT VARIATOR (110-120V)	2010.1
MOTOR FIELD (220-240V)	2011
MOTOR FIELD (110-120 V)	2011.1
STATOR FROM N° 17/00001	2011.22
POWER CORD (220-240 V) > 2002	2012
POWER CORD (110-120 V) > 2002	2012.1
POWER CORD (ENGLAND) > 2002	2012.2
POWER CORD (AUSTRALIA) > 2002	2012.3
HANDLE CAP PROTECTORS (ONE)	45710
SCREWS (4)	7903
EMULSIFYING BLADE MASTER	7910
LOWER BEARING ASSEMBLY	7916
CUTTER BLADE MASTER	7917
FAN	7933
FAN (FROM SERIAL NUMBER 17/00001)	7933.1
MOTOR ARMATURE (110-120 V)	9008.11
MOTOR ARMATURE (220-240V)	
ROTOR 220-240 V (FROM SERIAL NUMBER 17/00001)	9008.22
POWER CORD	9011
SCREWS SET (4)	9014
FIELD SPACERS SCREWS (2)	9023
MOTOR BEARING SLEEVE	9025
SPACERS (4)	9026
POWER CORD (110-120 V)	9040
GROUND WIRE (220-240V)	9043
POWER CORD (AUSTRALIA)	9066
POWER CORD (ENGLAND)	9067
FITTED SHAFT	9131
GROUND WIRE (110-120 V)	9143
SHAFT, LOWER BEARING & CUTTER ASSEMBLY	9164
LOWER BEARING SCREWS 3 FOR STEEL BELL	9902

Parts list	Ref
WATERPROOF SEAL	0607
SAFETY BUTTON RETURN SPRING	0768
WALL BRACKET	0862
STRAIN RELIEF 220-240 V	0950
STRAIN RELIEF 110-120 V	0950.1
WARNING LABEL	1017
DYNAMIC LABEL	1021
ID LABEL 220-240 V	1089
MX 2000 BEARING HOLDER (BLACK)	1186
SWITCH	1237
POWER ON INDICATOR LIGHT(220-240V)	1241
POWER ON INDICATOR LIGHT(110-120 V)	1241.1
CONTROL LEVER	2001
SAFETY CONTROL LEVER	2002
MICROSWITCH, INTERRUPTORS(4) 220-240V	2003
MICROSWITCH, INTERRUPTORS (4) 110-120V	2003.1
HALF UPPER HANDLE	2004
HALF LOWER HANDLE	2005
POWER CORD (220-240 V) > 2002	2012
POWER CORD (110-120 V) > 2002	2012.1
POWER CORD (ENGLAND) > 2002	2012.2
POWER CORD (AUSTRALIA) > 2002	2012.3
VARIABLE SPEED CONTROL BUTTON	2021
COMPLET HANDLE	2050
UPPER MOTOT CASING	2051
SILENT BLOC WASHER	2052
COMPLETE FOOT ASSEMBLY	2053
BRACES (4)	2055
CENTERING RING	2056
FOOT ASSEMBLY	2057
HANDLE CAP PROTECTORS (ONE)	45710
SCREWS (4)	7903
LOWER BEARING ASSEMBLY	7916
CUTTER BLADE MASTER	7917
SCREWS SET (4)	9014
FITTED SHAFT	9131
SHAFT, LOWER BEARING & CUTTER ASSEMBLY	9164
LOWER BEARING SCREWS 3 FOR STEEL BELL	9902

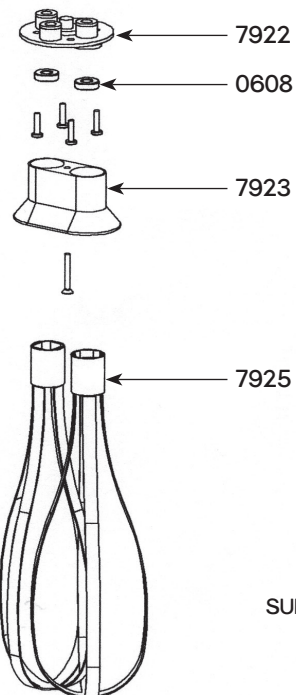


Parts list	Ref
MOTOR BRUSHES (PAIR)	0504
BALL BEARING	0601
SQUEEZING WACHER	0726
LOCK BUTTON RETURN SPRING	0767
SAFETY BUTTON RETURN SPRING	0768
LEVER RETURN SPRING	0770
STRAIN RELIEF 220-240 V	0950
STRAIN RELIEF 110-120 V	0950.1
SWITCH (220-240V/110-120 V)	0965
CAPACITOR	0970
CAPACITOR + FILTER 220-240V	0972.1
WARNING LABEL	1017
DYNAMIC LABEL	1027
ID LABEL (220-240V)	1030
ID LABEL (110-120 V)	1031
FAN	7933
SPACERS SCREWS(4)	8317
COMPLETE HANDLE (220-240V)	9000
COMPLETE HANDLE (110-120 V)	9000.1
HALF HANDLE, LABEL SIDE(220-240V)	9001
HALF HANDLE, LABEL SIDE (110-120 V)	9001.1
HALF HANDLE, BUTTON SIDE	9002
SAFETY BUTTON	9005
LOCKING SWITCH	9007
MOTOR ARMATURE (110-120 V)	9008.11
ROTOR 220-240 V (FROM SERIAL NUMBER 17/00001)	9008.22
PLUG	9009
CONTROL LEVER	9010
POWER CORD	9011
VARIABLE SPEED CONTROL BUTTON	9012
VARIABLE SPEED CONTROL BOARD 220-240V	9013
SCREWS SET (4)	9014
MOTOR HOUSING BRUSH HOLDER	9015
MOTOR INDUCTOR (220-240V)	9016
FIELD SPACERS SCREWS (2)	9023
LOWER ALUMINIUM HOUSING	9024
MOTOR BEARING SLEEVE	9025
SPACERS (4)	9026
ARMATURE COUPLER	9028
MOTOR INDUCTOR (110-120 V)	9038
POWER CORD (110-120 V)	9040
GROUND WIRE (220-240V)	9043
VARIABLE SPEED CONTROL CIRCUIT BOARD 110-120V	9053
POWER CORD (AUSTRALIA)	9066
POWER CORD (ENGLAND)	9067
GROUND WIRE (110-120 V)	9143



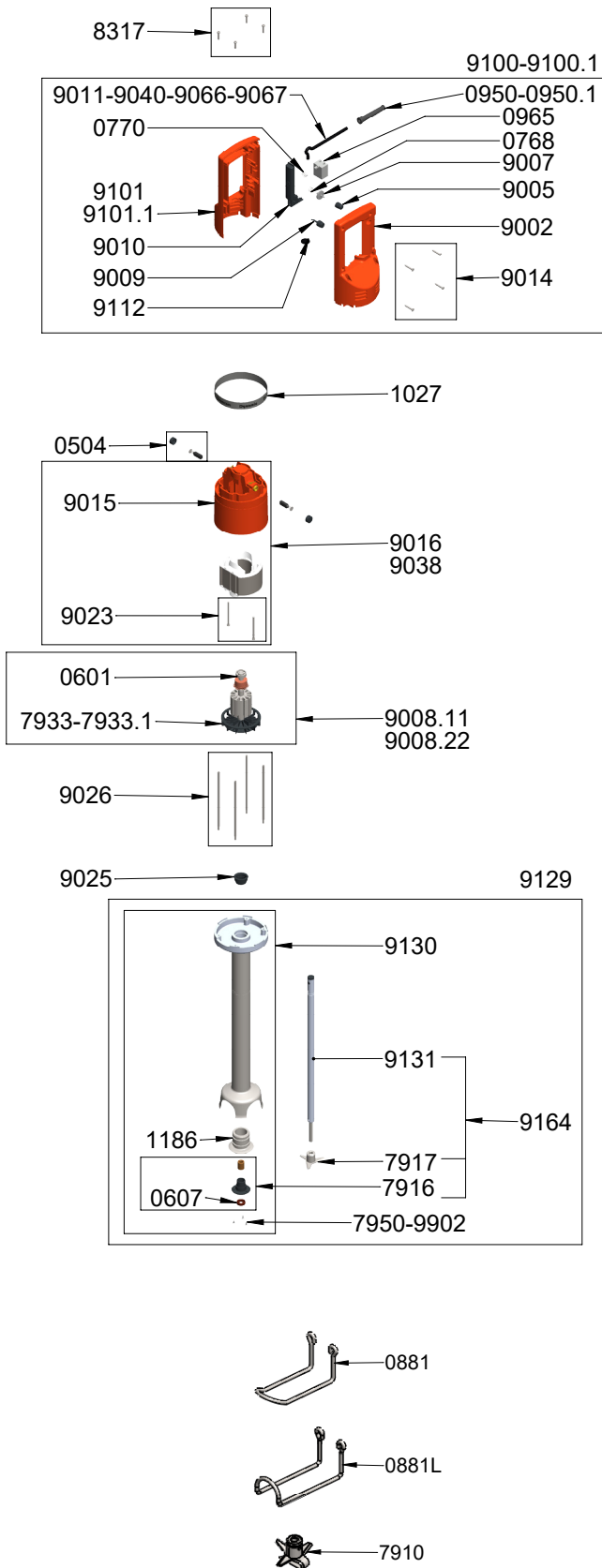


Parts list	Ref
SLEEVE	0415
MOTOR BRUSHES (PAIR)	0504
BALL BEARING	0601
WATERPROOF SEAL	0608
SQUEEZING WACHER	0726
PIN 3X20	0744
PINS 3 X 14	0745
STRAIN RELIEF 220-240 V	0950
COMPLETE HANDLE	7901
SCREWS (4)	7903
ID LABEL (220-240V)	7904 F
MOTOR HOUSING BRUSH HOLDER	7905
INDUCTOR (110-120 V)	7908.21
INDUCTOR (220-240V)	7908.22
MOTOR (220-240V)	7908.3
MOTOR ARMATURE (110-120 V)	7908.31
MOTOR ARMATURE (220-240V)	7908.32
MOTOR (110-120 V)	7908.4
POWER CORD (220-240V)	7911F
POWER CORD (110-120 V)	7911F.1
SPACERS	7913.F
PLATE ASSEMBLY + 3 BRONZE RINGS	7918
MIDDLE GEAR & SHAFT	7919
OUTPUT GEAR & SHAFT	7920
VARIABLE SPEED CONTROL CIRCUIT BOARD	7921
SPEED CONTROL PLUG	7921.1
HOLDER ASSEMBLY WITH 3 BRONZE	7922
PLASTIC PROTECTOR	7923
LOWER HOUSING	7924F
WHISK (2)	7925
CAPACITOR	7931
FAN	7933
TOP HANDLE	7938



SUBJECT TO AVAILABILITY

Ref MX005

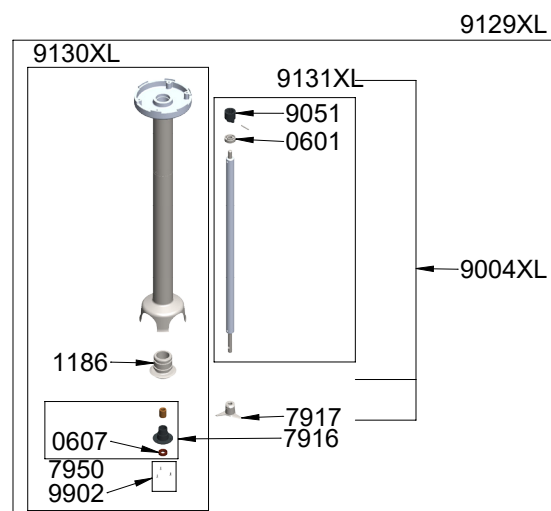
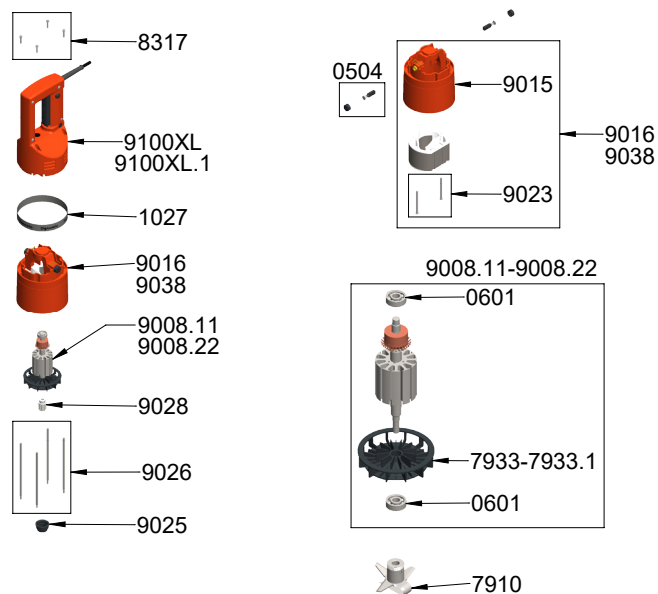
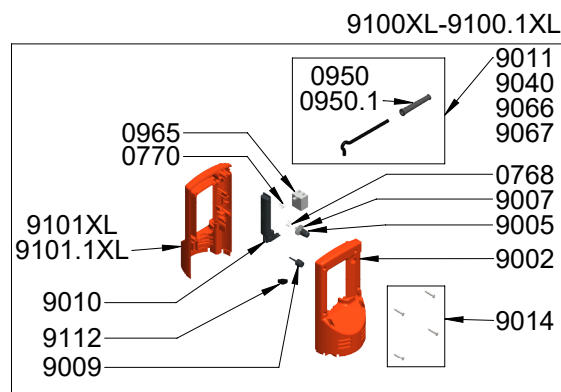


Parts list	Ref
MOTOR BRUSHES (PAIR)	0504
BALL BEARING	0601
WATERPROOF SEAL	0607
SQUEEZING WACHER	0726
LOCK BUTTON RETURN SPRING	0767
SAFETY BUTTON RETURN SPRING	0768
LEVER RETURN SPRING	0770
WALL BRACKET	0881
WALL BRACKET MX91 110-120 V	0881L
STRAIN RELIEF 220-240 V	0950
STRAIN RELIEF 110-120 V	0950.1
SWITCH (220-240V/110-120 V)	0965
CAPACITOR 110-120V	0972
CAPACITOR + FILTER 220-240V	0972.1
WARNING LABEL	1017
DYNAMIC LABEL	1027
LABEL WITH SERIAL NUMBER (220-240V)	1028
LABEL WITH SERIAL NUMBER (110-120 V)	1029
MX 2000 BEARING HOLDER (BLACK)	1186
EMULSIFYING BLADE MASTER	7910
LOWER BEARING ASSEMBLY	7916
CUTTER BLADE MASTER	7917
FAN	7933
FAN (FROM SERIAL NUMBER 17/00001)	7933.1
LOWER BEARING SCREWS (3)	7950
SPACERS SCREWS(4)	8317
HALF HANDLE, BUTTON SIDE	9002
SAFETY BUTTON	9005
LOCKING SWITCH	9007
MOTOR ARMATURE (110-120 V)	9008.11
ROTOR 220-240 V (FROM SERIAL NUMBER 17/00001)	9008.22
PLUG	9009
CONTROL LEVER	9010
POWER CORD	9011
SCREWS SET (4)	9014
MOTOR HOUSING BRUSH HOLDER	9015
MOTOR INDUCTOR (220-240V)	9016
FIELD SPACERS SCREWS (2)	9023
MOTOR BEARING SLEEVE	9025
SPACERS (4)	9026
MOTOR INDUCTOR (110-120 V)	9038
POWER CORD (110-120 V)	9040
GROUND WIRE (220-240V)	9043
POWER CORD (AUSTRALIA)	9066
POWER CORD (ENGLAND)	9067
COMPLETE HANDLE WITH POWER CORD 220-240V	9100
COMPLETE HANDLE WITH POWER CORD 110-120 V	9100.1
HALF HANDLE, LABEL SIDE 220-240V	9101
HALF HANDLE ,LABEL SIDE 110-120 V	9101.1
SPEED CONTROL PLUG	9112
COMPLETE FOOT ASSEMBLY	9129
FOOT ASSEMBLY WITH BEARING ASSEMBLY	9130
FITTED SHAFT	9131
GROUND WIRE (110-120 V)	9143
SHAFT, LOWER BEARING & CUTTER ASSEMBLY	9164
LOWER BEARING SCREWS 3 FOR STEEL BELL	9902

MX 91-500 Mixer

Parts list	Ref
MOTOR BRUSHES (PAIR)	0504
BALL BEARING	0601
WATERPROOF SEAL	0607
SQUEEZING WACHER	0726
LOCK BUTTON RETURN SPRING	0767
SAFETY BUTTON RETURN SPRING	0768
LEVER RETURN SPRING	0770
STRAIN RELIEF 220-240 V	0950
STRAIN RELIEF 110-120 V	0950.1
SWITCH (220-240V/110-120 V)	0965
CAPACITOR 110-120V	0972
CAPACITOR + FILTER 220-240V	0972.1
WARNING LABEL	1017
DYNAMIC LABEL	1027
ID LABEL (220-240V)	1028XL
ID LABEL (110-120 V)	1029XL
MX 2000 BEARING HOLDER (BLACK)	1186
EMULSIFYING BLADE MASTER	7910
LOWER BEARING ASSEMBLY	7916
CUTTER BLADE MASTER	7917
FAN	7933
FAN (FROM SERIAL NUMBER 17/00001)	7933.1
LOWER BEARING SCREWS (3)	7950
SPACERS SCREWS(4)	8317
HALF HANDLE, BUTTON SIDE	9002
SHAFT, LOWER BEARING & CUTTER ASSEMBLY	9004XL
SAFETY BUTTON	9005
LOCKING SWITCH	9007
MOTOR ARMATURE (110-120 V)	9008.11
ROTOR 220-240 V (FROM SERIAL NUMBER 17/00001)	9008.22
PLUG	9009
CONTROL LEVER	9010
POWER CORD	9011
SCREWS SET (4)	9014
MOTOR HOUSING BRUSH HOLDER	9015
MOTOR INDUCTOR (220-240V)	9016
FIELD SPACERS SCREWS (2)	9023
MOTOR BEARING SLEEVE	9025
SPACERS (4)	9026
ARMATURE COUPLER	9028
MOTOR INDUCTOR (110-120 V)	9038
POWER CORD (110-120 V)	9040
GROUND WIRE (220-240V)	9043
COUPLING CAGE	9051
POWER CORD (AUSTRALIA)	9066
POWER CORD (ENGLAND)	9067
COMPLETE HANDLE 110-120 V	9100.1XL
COMPLETE HANDLE 220-240V	9100XL
LOWER HANDLE WITH LABEL (110-120 V)	9101.1XL
LOWER HANDLE WITH LABEL (220-240V)	9101XL
SPEED CONTROL PLUG	9112
COMPLETE FOOT ASSEMBLY	9129XL
FOOT ASSEMBLY WITH BEARING ASSEMBLY	9130XL
SHAFT	9131XL
GROUND WIRE (110-120 V)	9143
LOWER BEARING SCREWS 3 FOR STEEL BELL	9902

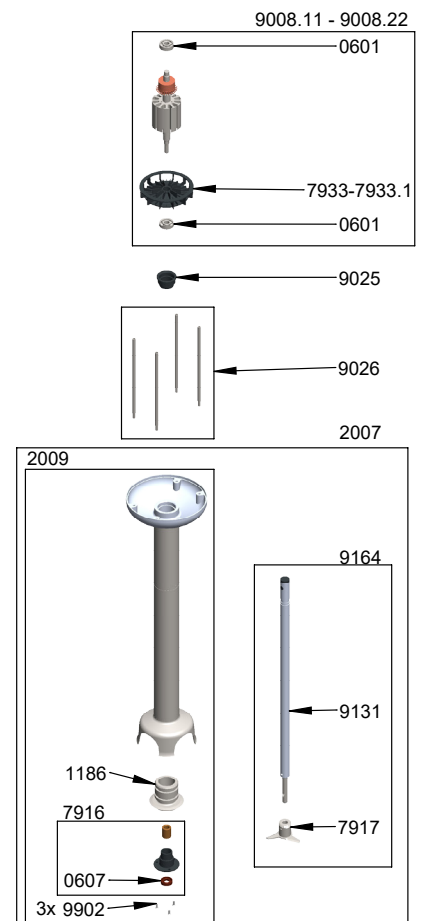
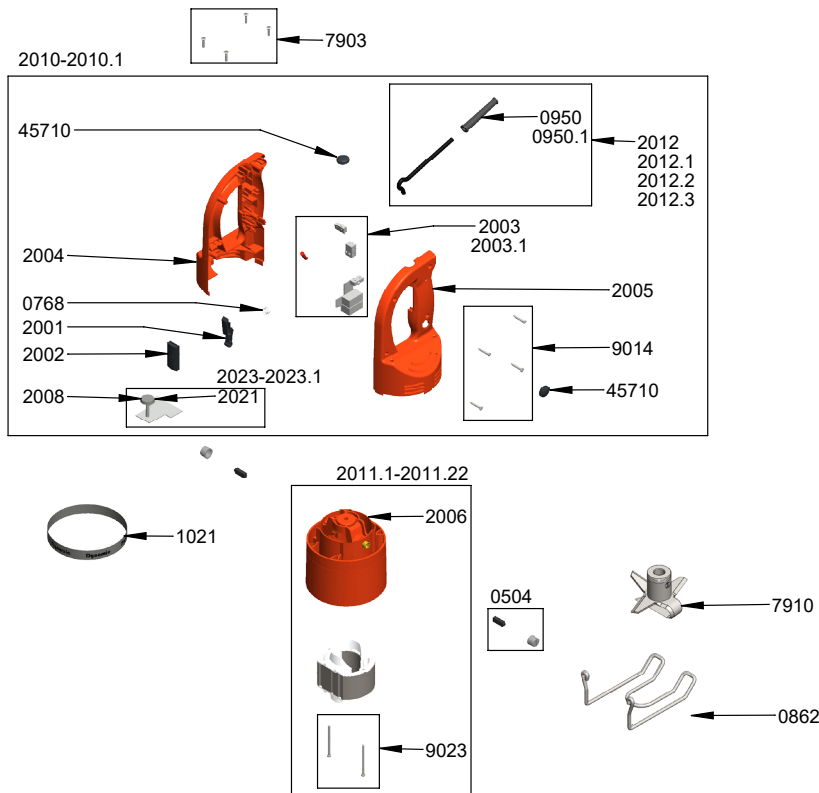
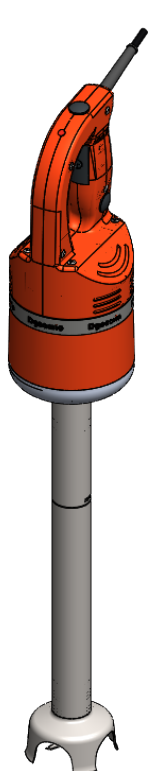
Ref MX045



Ref MX004

Parts list	Ref
MOTOR BRUSHES (PAIR)	0504
BALL BEARING	0601
SELF LUBRICATING RING	0603
WATERPROOF SEAL	0607
O. RING	0610
SQUEEZING WACHER	0726
SAFETY BUTTON RETURN SPRING	0768
WALL BRACKET	0862
STRAIN RELIEF 220-240 V	0950
STRAIN RELIEF 110-120 V	0950.1
C.E.M FILTER	0999.20
WARNING LABEL	1017
DYNAMIC LABEL	1021
LABEL WITH SERIAL NUMBER (220-240V)	1067
LABEL WITH SERIAL NUMBER (110-120 V)	1068
MX 2000 BEARING HOLDER (BLACK)	1186
SWITCH	1237
POWER ON INDICATOR LIGHT(220-240V)	1241
POWER ON INDICATOR LIGHT(110-120 V)	1241.1
CONTROL LEVER	2001
SAFETY CONTROL LEVER	2002
MICROSWITCH, INTERUPTORS(4) 220-240V	2003
MICROSWITCH, INTERUPTORS (4) 110-120V	2003.1
HALF UPPER HANDLE	2004
HALF LOWER HANDLE	2005
MOTOR HOUSING BRUSH HOLDER	2006
COMPLETE FOOT ASSEMBLY	2007
SPEED CONTROL PLUG	2008
FOOT ASSEMBLY WITH BEARING ASSEMBLY	2009
COMPLETE HANDLE WITHOUT VARIATOR (220-240V)	2010
COMPLETE HANDLE WITHOUT VARIATOR (110-120V)	2010.1

MOTOR FIELD (110-120 V)	2011.1
STATOR FROM N° 17/00001	2011.22
POWER CORD (220-240 V) > 2002	2012
POWER CORD (110-120 V) > 2002	2012.1
POWER CORD (ENGLAND) > 2002	2012.2
POWER CORD (AUSTRALIA) > 2002	2012.3
VARIABLE SPEED CONTROL BUTTON	2021
VARIABLE SPEED CONTROL BOARD 220-240V	2023
VARIABLE SPEED CONTROL BOARD 110-120 V	2023.1
HANDLE CAP PROTECTORS (ONE)	45710
SCREWS (4)	7903
EMULSIFYING BLADE MASTER	7910
LOWER BEARING ASSEMBLY	7916
CUTTER BLADE MASTER	7917
FAN	7933
FAN (FROM SERIAL NUMBER 17/00001)	7933.1
MOTOR ARMATURE (110-120 V)	9008.11
ROTOR 220-240 V (FROM SERIAL NUMBER 17/00001)	9008.22
SCREWS SET (4)	9014
FIELD SPACERS SCREWS (2)	9023
MOTOR BEARING SLEEVE	9025
SPACERS (4)	9026
GROUND WIRE (220-240V)	9043
FITTED SHAFT	9131
GROUND WIRE (110-120 V)	9143
SHAFT, LOWER BEARING & CUTTER ASSEMBLY	9164
LOWER BEARING SCREWS 3 FOR STEEL BELL	9902

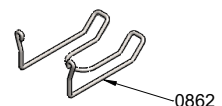
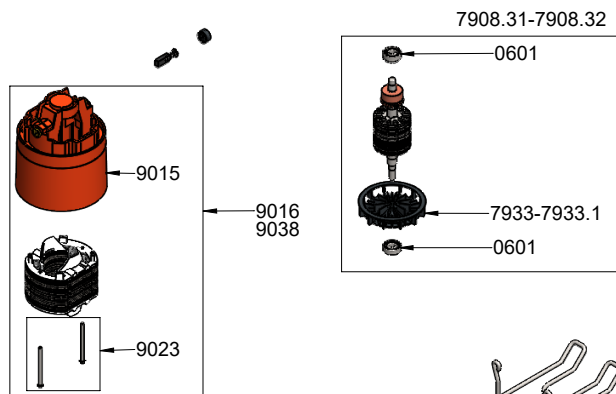
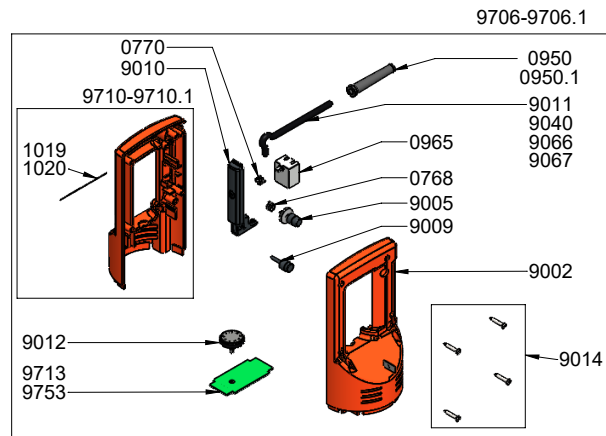
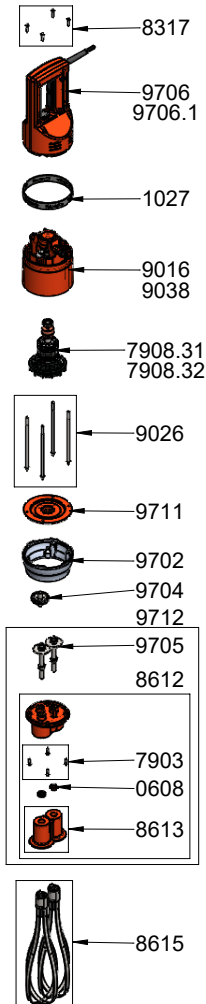


MASTER WHISK

Ref FT001

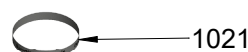
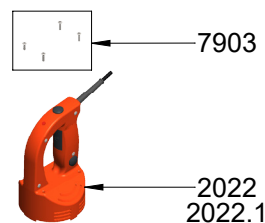
Parts list	Ref
MOTOR BRUSHES (PAIR)	0504
BALL BEARING	0601
WATERPROOF SEAL	0608
SQUEEZING WACHER	0726
PIN 3X20	0744
PINS 3 X 14	0745
SAFETY BUTTON RETURN SPRING	0768
LEVER RETURN SPRING	0770
WALL BRACKET	0862
STRAIN RELIEF 220-240 V	0950
STRAIN RELIEF 110-120 V	0950.1
SWITCH (220-240V/110-120 V)	0965
CAPACITOR 110-120V	0972
CAPACITOR + FILTER 220-240V	0972.1
ID LABEL (110-120 V)	1019
ID LABEL(220-240V)	1020
DYNAMIC LABEL	1027
SCREWS (4)	7903
MOTOR ARMATURE (110-120 V)	7908.31
MOTOR ARMATURE (220-240V)	7908.32
FAN	7933
FAN (FROM SERIAL NUMBER 17/00001)	7933.1
SPACERS SCREWS(4)	8317
HOLDER + PLASTIC EJECTOR + SEAL	8612
PLASTIC EJECTOR (PAIR)	8613
WHIP ONLY (PAIR)	8615
HALF HANDLE, BUTTON SIDE	9002

SAFETY BUTTON	9005
PLUG	9009
CONTROL LEVER	9010
POWER CORD	9011
VARIABLE SPEED CONTROL BUTTON	9012
SCREWS SET (4)	9014
MOTOR HOUSING BRUSH HOLDER	9015
MOTOR INDUCTOR (220-240V)	9016
FIELD SPACERS SCREWS (2)	9023
SPACERS (4)	9026
MOTOR INDUCTOR (110-120 V)	9038
POWER CORD (110-120 V)	9040
GROUND WIRE (220-240V)	9043
POWER CORD (AUSTRALIA)	9066
POWER CORD (ENGLAND)	9067
GROUND WIRE (110-120 V)	9143
LOWER ALUMINIUM HOUSING	9702
MIDDLE GEAR & SHAFT	9704
OUTPUT GEAR & SHAFT	9705
COMPLETE HANDLE (220-240V)	9706
COMPLETE HANDLE	9706.1
HALF HANDLE LABEL SIDE (220-240V)	9710
HALF HANDLE LABEL SIDE (110-120 V)	9710.1
PLATE WITH 3 SEALS	9711
HOLDER WITHOUT GEAR	9712
VARIABLE SPEED CONTROL CIRCUIT BOARD 220-240V	9713
VARIABLE SPEED CONTROL CIRCUIT BOARD 220-240V	9753

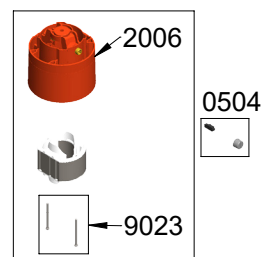


Ref AC001

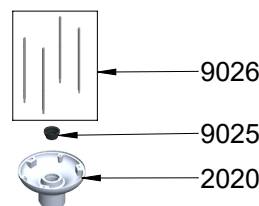
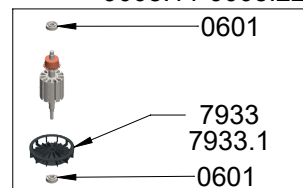
Parts list	Ref
MOTOR BRUSHES (PAIR)	0504
BALL BEARING	0601
SQUEEZING WACHER	0726
SAFETY BUTTON RETURN SPRING	0768
STRAIN RELIEF 220-240 V	0950
STRAIN RELIEF 110-120 V	0950.1
C.E.M FILTER	0999.20
WARNING LABEL	1017
DYNAMIC LABEL	1021
LABEL WITH SERIAL NUMBER (220-240V)	1067
LABEL WITH SERIAL NUMBER (110-120 V)	1068
SWITCH	1237
POWER ON INDICATOR LIGHT(220-240V)	1241
POWER ON INDICATOR LIGHT(110-120 V)	1241.1
CONTROL LEVER	2001
SAFETY CONTROL LEVER	2002
MICROSWITCH, INTERUPTORS(4) 220-240V	2003
MICROSWITCH, INTERUPTORS (4) 110-120V	2003.1
HALF UPPER HANDLE	2004
HALF LOWER HANDLE	2005
MOTOR HOUSING BRUSH HOLDER	2006
SPEED CONTROL PLUG	2008
COMPLETE HANDLE WITHOUT VARIATOR (220-240V)	2010
COMPLETE HANDLE WITHOUT VARIATOR (110-120V)	2010.1
MOTOR FIELD (220-240V)	2011
MOTOR FIELD (110-120 V)	2011.1
STATOR FROM N° 17/00001	2011.22
POWER CORD (220-240 V) > 2002	2012
POWER CORD (110-120 V) > 2002	2012.1
POWER CORD (ENGLAND) > 2002	2012.2
POWER CORD (AUSTRALIA) > 2002	2012.3
LOWER ALUMINIUM HOUSING	2020
VARIABLE SPEED CONTROL BUTTON	2021
COMPLETE HANDLE WITH VARIATOR 220-240V	2022
COMPLETE HANDLE WITH VARIATOR 110-120 V	2022.1
VARIABLE SPEED CONTROL BOARD 220-240V	2023
VARIABLE SPEED CONTROL BOARD 110-120 V	2023.1
HANDLE CAP PROTECTORS (ONE)	45710
SCREWS (4)	7903
FAN	7933
FAN (FROM SERIAL NUMBER 17/00001)	7933.1
MOTOR ARMATURE (110-120 V)	9008.11
ROTOR 220-240 V (FROM SERIAL NUMBER 17/00001)	9008.22
SCREWS SET (4)	9014
FIELD SPACERS SCREWS (2)	9023
MOTOR BEARING SLEEVE	9025
SPACERS (4)	9026
ARMATURE COUPLER	9028
GROUND WIRE (220-240V)	9043
GROUND WIRE (110-120 V)	9143



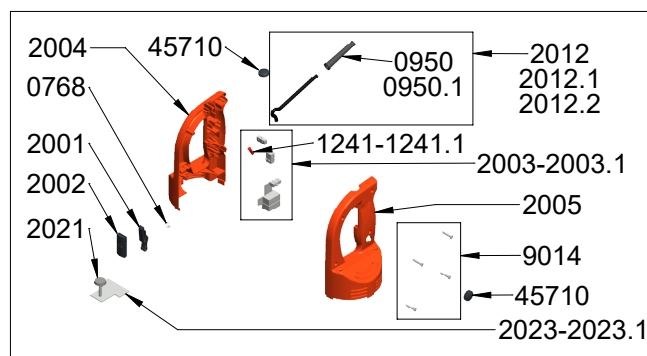
2011.1-2011.22



9008.11-9008.22

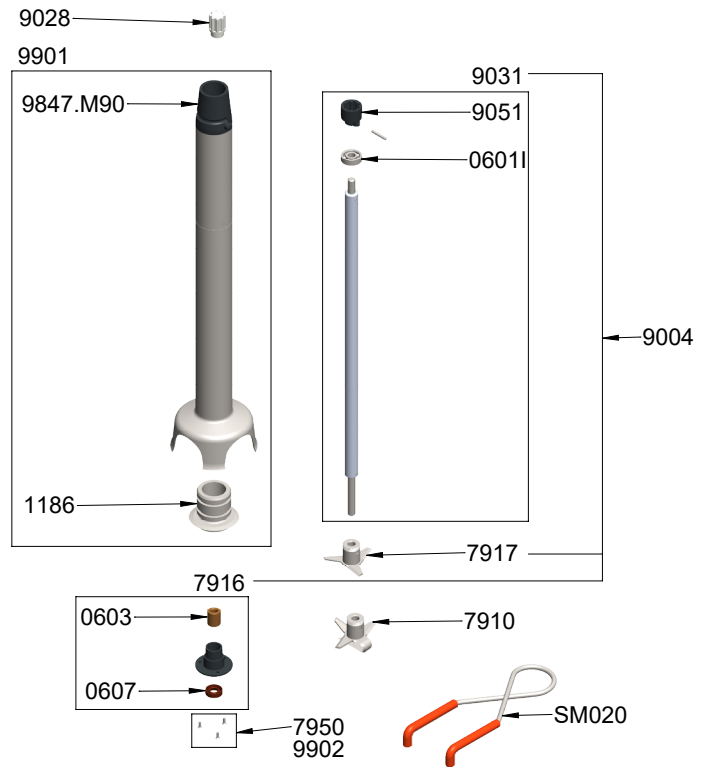


2022-2022.1



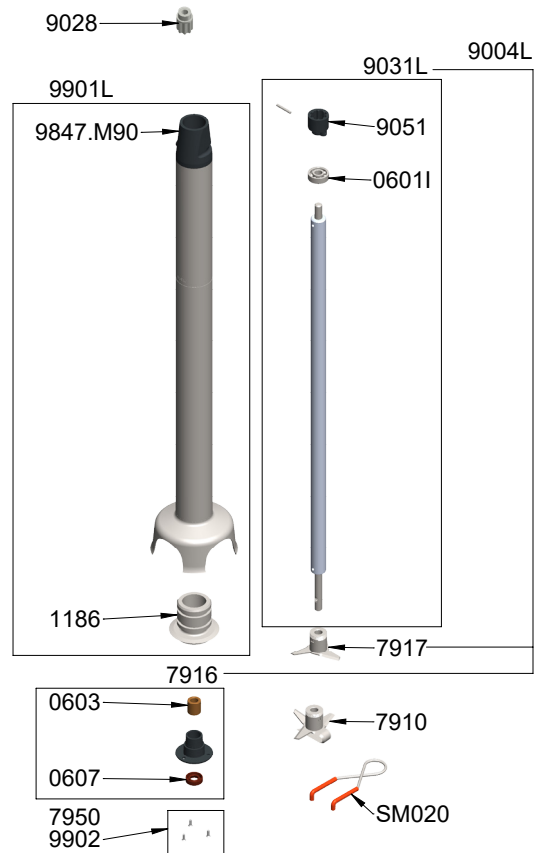
M 410 - Ref AC002 (Complete attachment)

Parts list	Ref
BALL BEARING	06011
SELF LUBRICATING RING	0603
WATERPROOF SEAL	0607
MX 2000 BEARING HOLDER (BLACK)	1186
EMULSIFYING BLADE MASTER	7910
LOWER BEARING ASSEMBLY	7916
CUTTER BLADE MASTER	7917
LOWER BEARING SCREWS (3)	7950
SHAFT, LOWER BEARING & CUTTER ASSEMBLY	9004
ARMATURE COUPLER	9028
SHAFT	9031
COUPLING CAGE	9051
BLACK TIP FOR M90	9847.M90
LOWER BEARING ASSEMBLY & BOLT	9901
LOWER BEARING SCREWS 3 FOR STEEL BELL	9902
SMX/MASTER ORANGE MIXER HOLDER	SM020



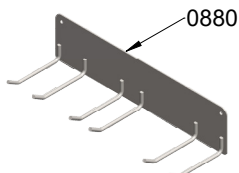
M 500 - Ref AC500 (Complete attachment)

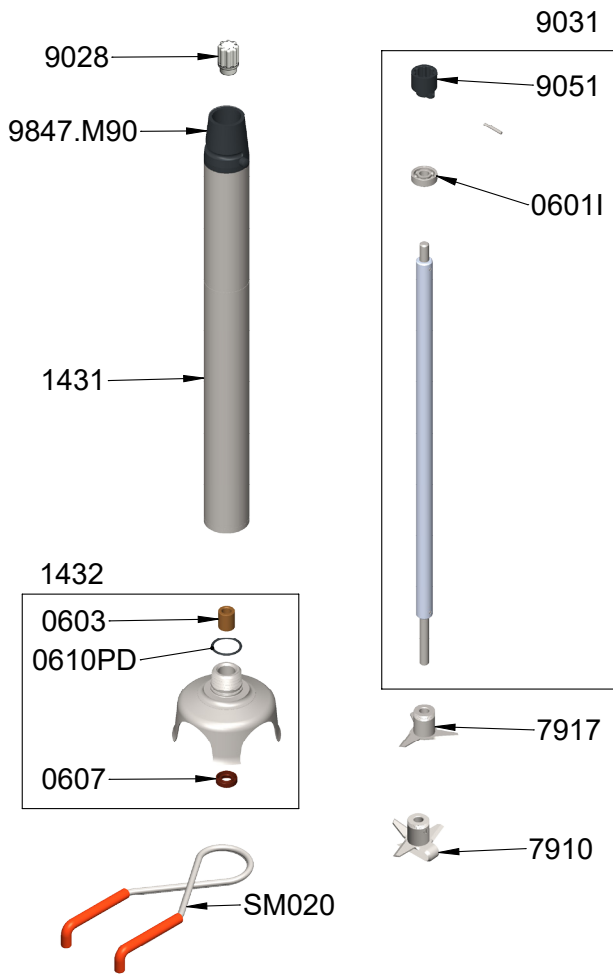
Parts list	Ref
BALL BEARING	06011
SELF LUBRICATING RING	0603
WATERPROOF SEAL	0607
MX 2000 BEARING HOLDER (BLACK)	1186
EMULSIFYING BLADE MASTER	7910
LOWER BEARING ASSEMBLY	7916
CUTTER BLADE MASTER	7917
LOWER BEARING SCREWS (3)	7950
SHAFT, LOWER BEARING & CUTTER ASSEMBLY	9004L
ARMATURE COUPLER	9028
SHAFT FOR M500	9031L
COUPLING CAGE	9051
BLACK TIP FOR M90	9847.M90
TUBE ASSEMBLING + BELL M500	9901L
LOWER BEARING SCREWS 3 FOR STEEL BELL	9902
SMX/MASTER ORANGE MIXER HOLDER	SM020



Wall bracket

Parts list	Ref
WALL BRACKET	0880



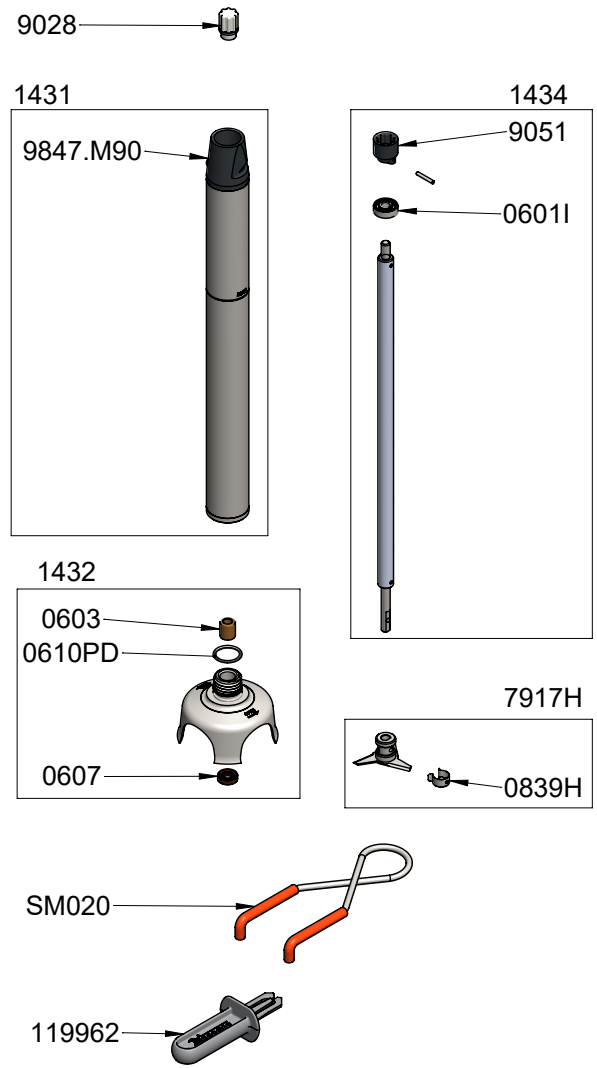


M 410.H - Ref AC002.H
(Complete attachment)

Parts list	Ref
BALL BEARING	06011
SELF LUBRICATING RING	0603
WATERPROOF SEAL	0607
TORIC JOINT	0610PD
SPACER + BUSH	1431
EQUIPPED BELL	1432
EMULSIFYING BLADE MASTER	7910
CUTTER BLADE MASTER	7917
ARMATURE COUPLER	9028
SHAFT	9031
COUPLING CAGE	9051
BLACK TIP FOR M90	9847.M90
SMX/MASTER ORANGE MIXER HOLDER	SM020

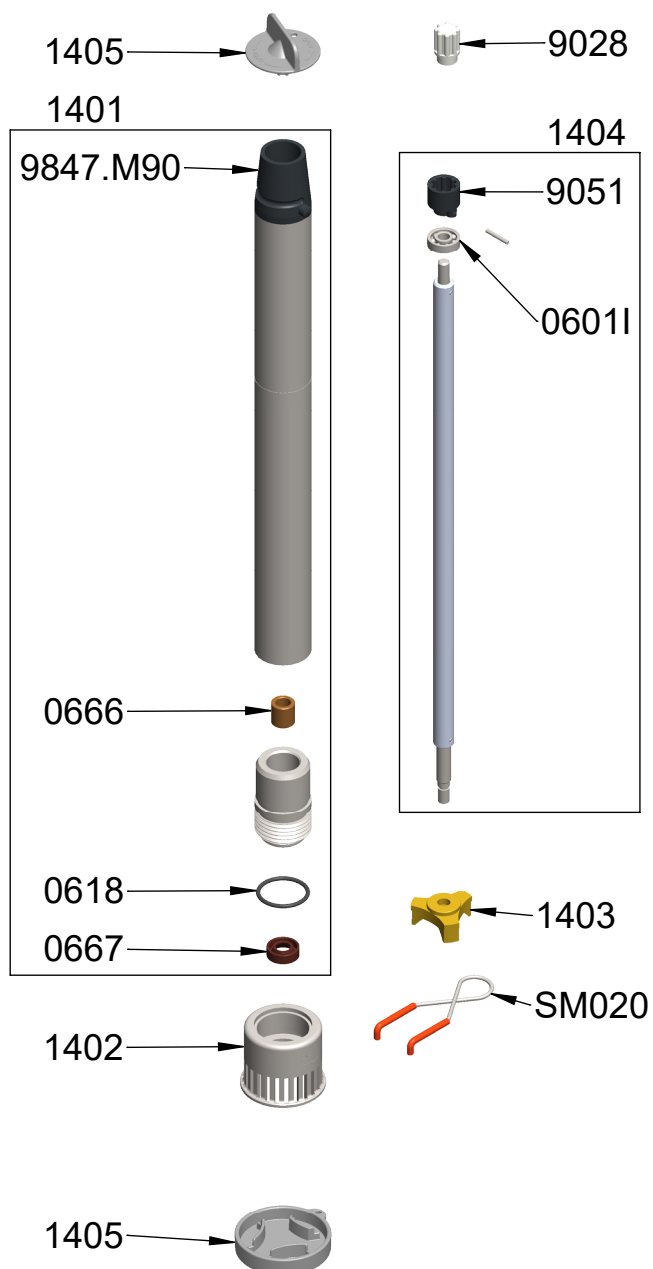
M 410.HC - Ref AC002.HC
(Complete attachment)

Parts list	Ref
BALL BEARING	06011
SELF LUBRICATING RING	0603
WATERPROOF SEAL	0607
TORIC JOINT	0610PD
KNIFE CLIPS FOR M90HC FOOT	0839H
DISMOUNTING TOOL FOR M90HC TOOL	119962
SPACER + BUSH	1431
EQUIPPED BELL	1432
M410 HC SHAFT	1434
CUTTER BLADE WITH CLIP	7917H
ARMATURE COUPLER	9028
COUPLING CAGE	9051
BLACK TIP FOR M90	9847.M90
SMX/MASTER ORANGE MIXER HOLDER	SM020



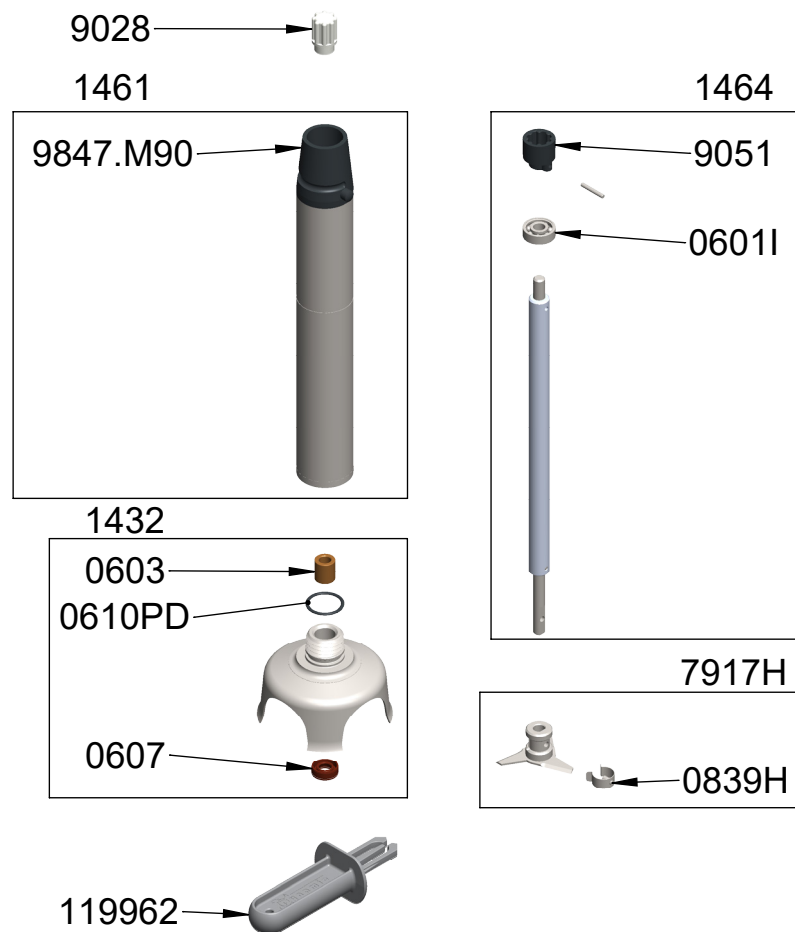
BLENDER MASTER Tool - Ref AC070 (Complete attachment)

Parts list	Ref
BALL BEARING	06011
SEALS FOR BEARING ASSEMBLY (2)	0618
SELF LUBRICATING RING	0666
WATERPROOF SEAL 10x22x7	0667
BRACE WITH RINGS	1401
BLENDER MASTER BELL	1402
BLENDER MASTER HAMMER	1403
SHAFT	1404
MASTER BLENDER KEY	1405
ARMATURE COUPLER	9028
COUPLING CAGE	9051
BLACK TIP FOR M90	9847.M90
SMX/MASTER ORANGE MIXER HOLDER	SM020



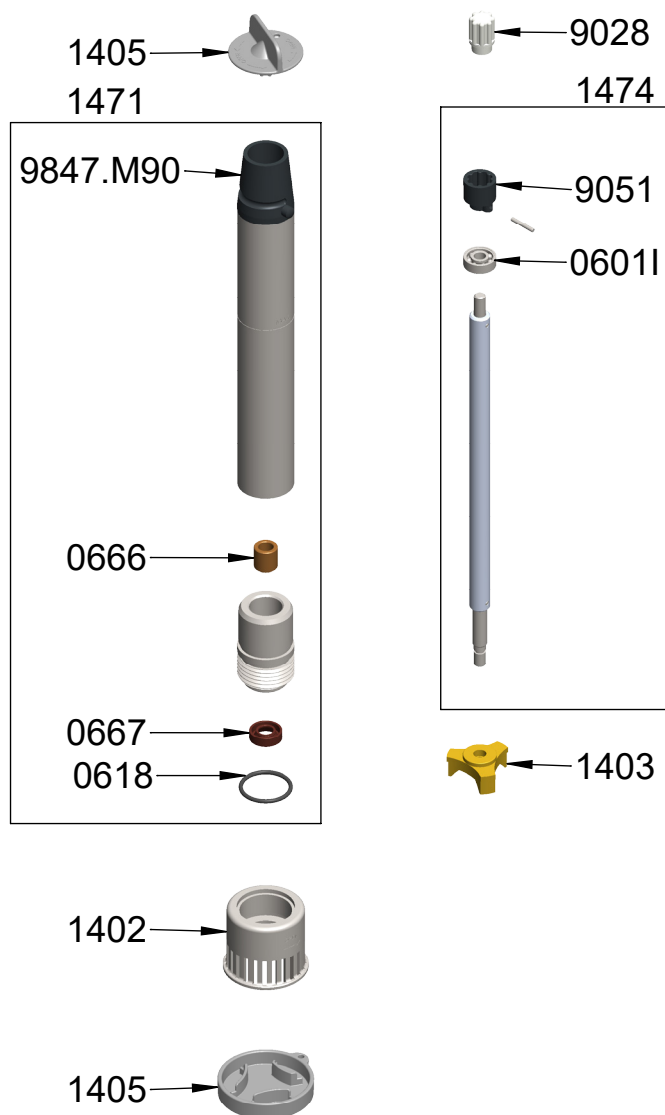
M 300 CC MASTER Tool - Ref AC260.HC (Complete attachment)

Parts list	Ref
BALL BEARING	0601I
SELF LUBRICATING RING	0603
WATERPROOF SEAL	0607
TORIC JOINT	0610PD
KNIFE CLIPS FOR M90HC FOOT	0839H
DISMOUNTING TOOL FOR M90HC TOOL	119962
EQUIPPED BELL	1432
BRACE WITH RINGS	1461
SHAFT & COUPLING SLEEVE M300	1464
CUTTER BLADE WITH CLIP	7917H
ARMATURE COUPLER	9028
COUPLING CAGE	9051
BLACK TIP FOR M90	9847.M90



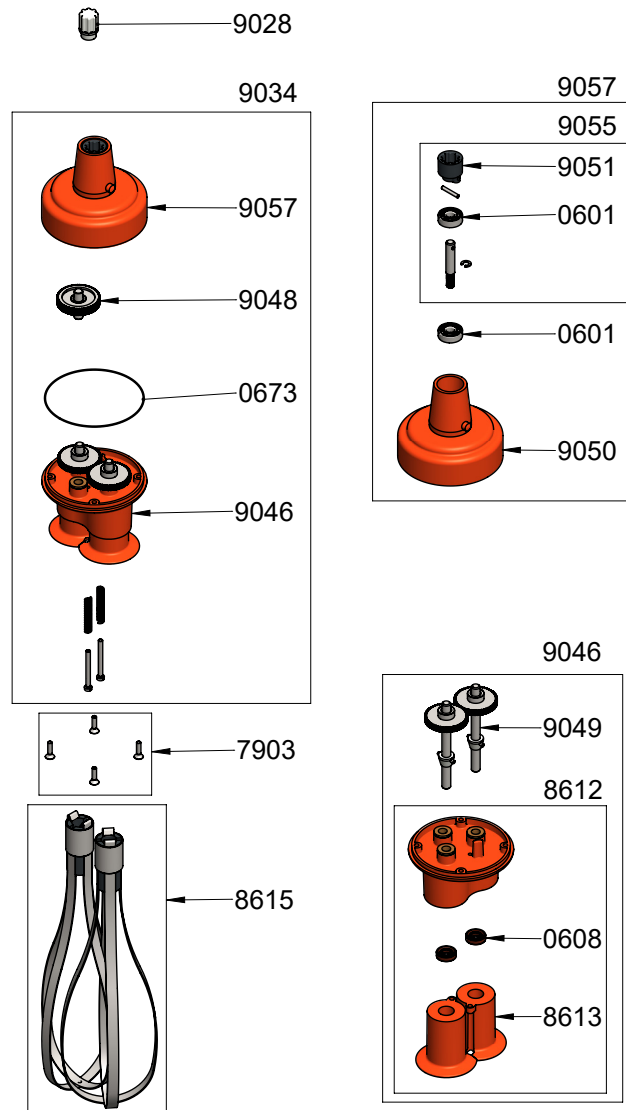
BLENDER CC MASTER Tool - Ref AC265

Parts list	Ref
BALL BEARING	06011
SEALS FOR BEARING ASSEMBLY (2)	0618
LUBRIFICATING SEAL	0666
WATERPROOF SEAL 10x22x7	0667
PIN 3X20	0744
BLENDER MASTER BELL	1402
BLENDER MASTER HAMMER	1403
MASTER BLENDER KEY	1405
BRACE WITH RINGS	1471
SHAFT & COUPLING SLEEVE BLENDER M300	1474
ARMATURE COUPLER	9028
COUPLING CAGE	9051
BLACK TIP FOR M90	9847.M90



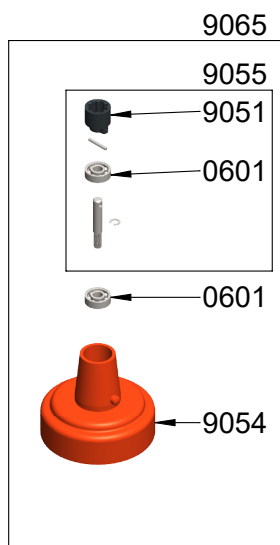
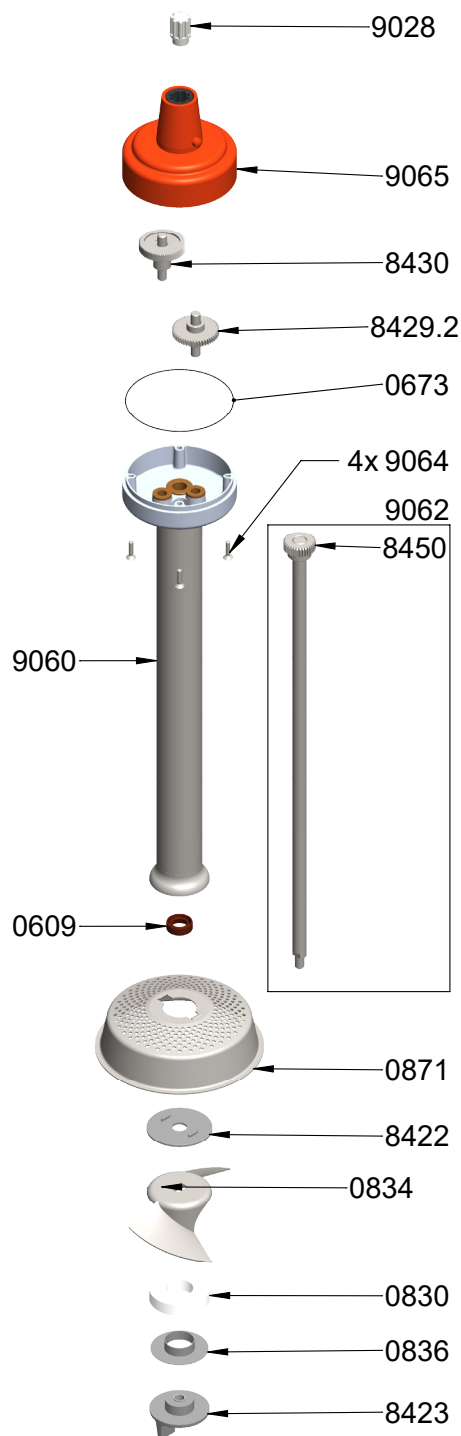
MASTER WHISK - Ref AC003

Parts list	Ref
BALL BEARING	0601
WATERPROOF SEAL	0608
O. RING	0673
PIN 3X20	0744
PINS 3 X 14	0745
SCREWS (4)	7903
HOLDER + PLASTIC EJECTOR + SEAL	8612
PLASTIC EJECTOR (PAIR)	8613
WHIP ONLY (PAIR)	8615
ARMATURE COUPLER	9028
REDUCTION GEAR ASSEMBLY	9034
LOWER CASING WITHOUT MIDDLE GEAR	9046
CENTRAL DOUBLE GEAR & SHAFT	9048
SINGLE GEAR (2)	9049
UPPER PLASTIC CASING	9050
COUPLING CAGE	9051
EQUIPPED UPPER SHAFT	9055
COMPLETE UPPER CASING	9057



RICER TOOL MASTER - Ref AC004

Parts list	Ref
BALL BEARING	0601
WATERPROOF SEAL	0609
O. RING	0673
SPRING WASHER	0830
BLADE	0834
FRICTION WASHER	0836
GRID	0871
ANTI-FRICTION WASHER	8422
LOWER BOLT	8423
AXLE COGWHEEL W/ BELLEVILLE RING	8429.2
SINGLE GEAR & SHAFT	8430
GEAR + PIN PP97-AP 90	8450
ARMATURE COUPLER	9028
COUPLING CAGE	9051
REDUCING CASING & SEAL	9054
EQUIPPED UPPER SHAFT	9055
FOOT ASSEMBLY	9060
MAIN SHAFT	9062
REDUCTION CASING SCREWS	9064
UPPER PLASTIC CASING	9065



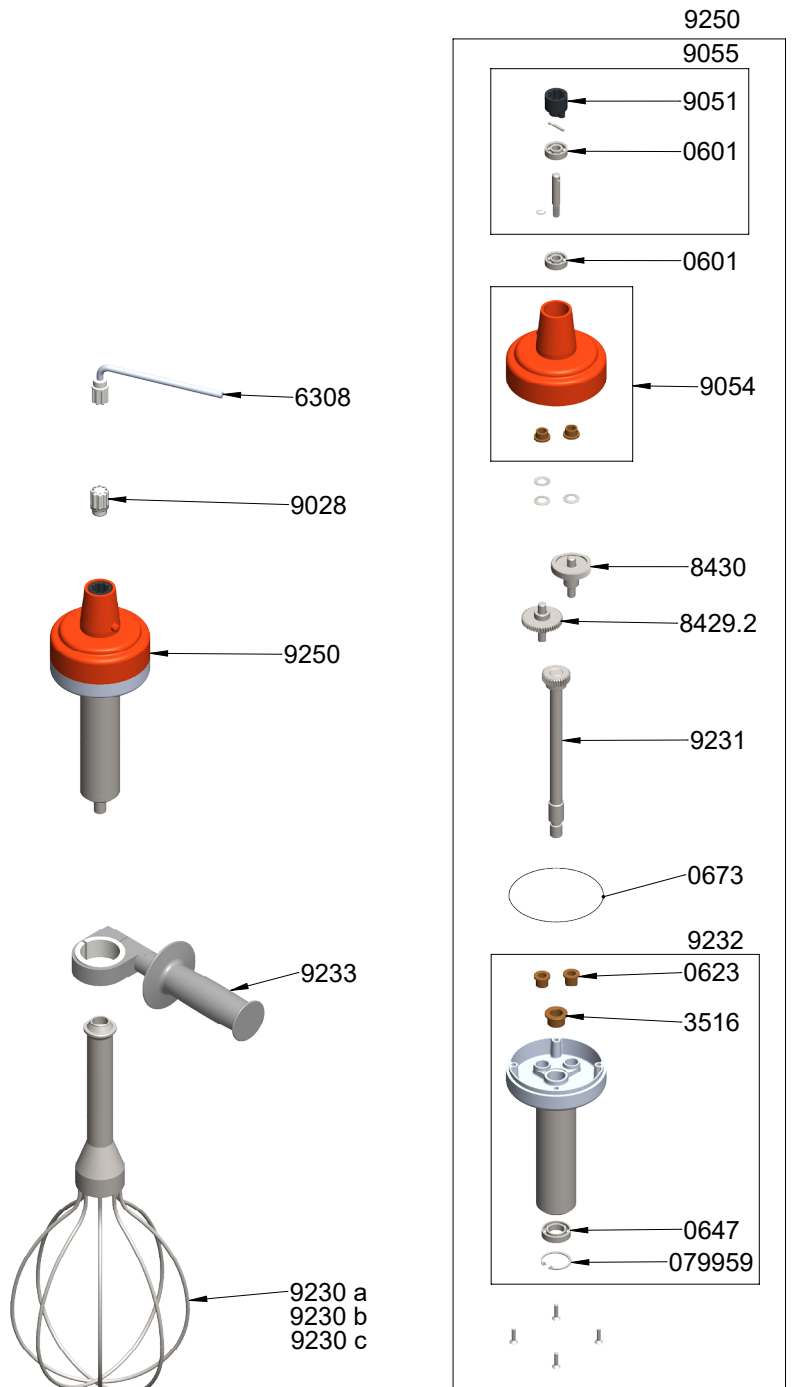
MASTER ACCESSORIES BEATER WHISKS

FM 420 - Ref AC202

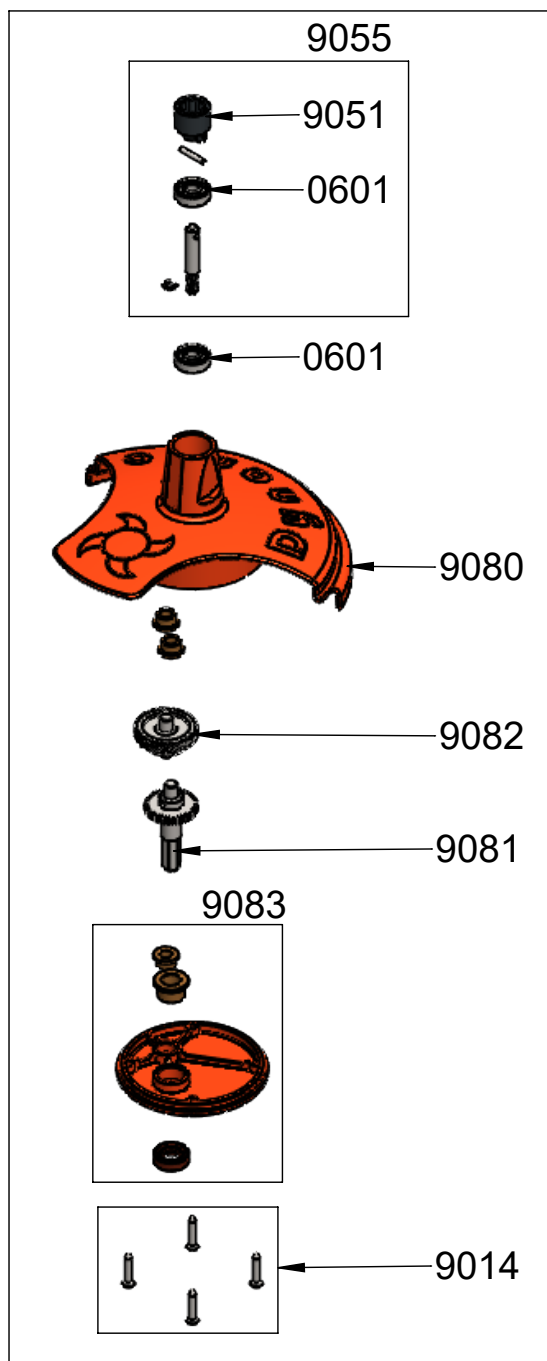
FM 600 - Ref AC200

FM 700 - Ref AC201

Parts list	Ref
BALL BEARING	0601
SELF LUBRICATING RING + GEAR (2)	0623
BEARING D15	0647
O. RING	0673
ELASTIC RING	079959
SELF LUBRICATING RING C12/17/12	3516
SHAFT KEY	6308
AXLE COGWHEEL W/ BELLEVILLE RING	8429.2
SINGLE GEAR & SHAFT	8430
ARMATURE COUPLER	9028
COUPLING CAGE	9051
REDUCING CASING & SEAL	9054
EQUIPPED UPPER SHAFT	9055
UPPER PLASTIC CASING	9065
MONO WHISK / L : 120 mm	9230C
MONO WHISK / L : 300 mm	9230a
MONO WHISK / L : 400 mm	9230b
MAIN SHAFT	9231
LOWER CARTER	9232
HANDLE + CASING	9233
REDUCTION BOX WITHOUT HANDLE & WHISK	9250



9070

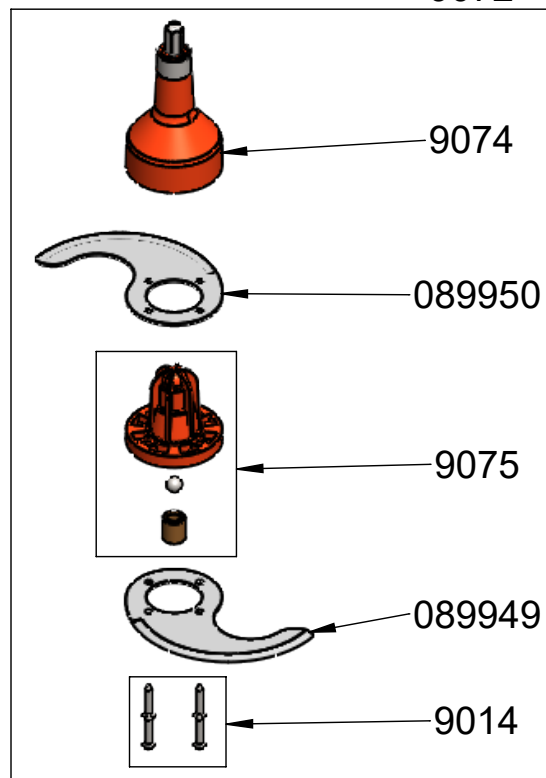


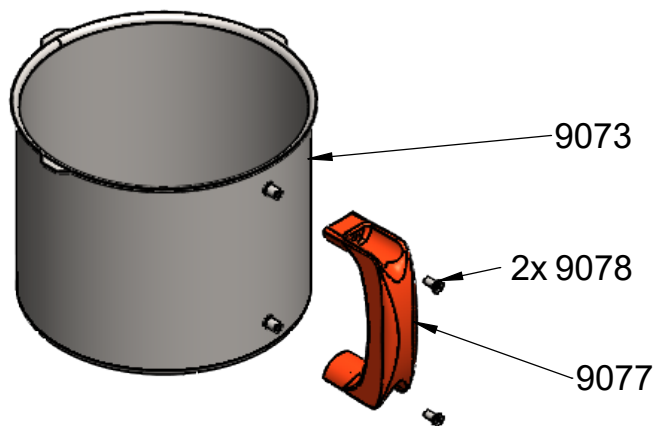


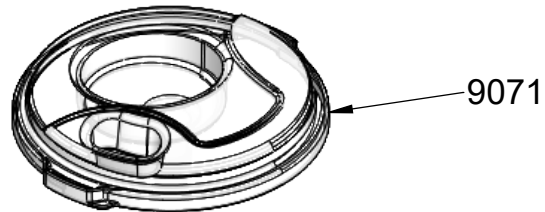
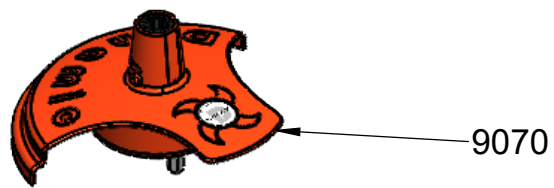
Parts list

Ref

Parts list	Ref
BALL BEARING	0601
AXLE 8X40	089948
INFERIOR BLADE	089949
INFERIOR SERRATED BLADE	089949D
SUPERIOR BLADE	089950
SUPERIOR SERRATED BLADE	089950D
SCREWS SET (4)	9014
COUPLING CAGE	9051
EQUIPPED UPPER SHAFT	9055
ADAPTATOR	9070
COVER	9071
KNIFE ASSEMBLY	9072
DYNACUTTER BOWL	9073
KNIFE CONE SUPPORT	9074
INNER ASSEMBLY + BALL BEARING	9075
BOWL PIVOT	9076
HANDLE	9077
HANDLE SCREWS	9078
ADAPTATOR + SEAL + STICKER	9080
OUTPUT SHAFT WL GEAR	9081
MIDDLE GEAR + SHAFT	9082
COMPLETE ADAPTATOR BASE	9083

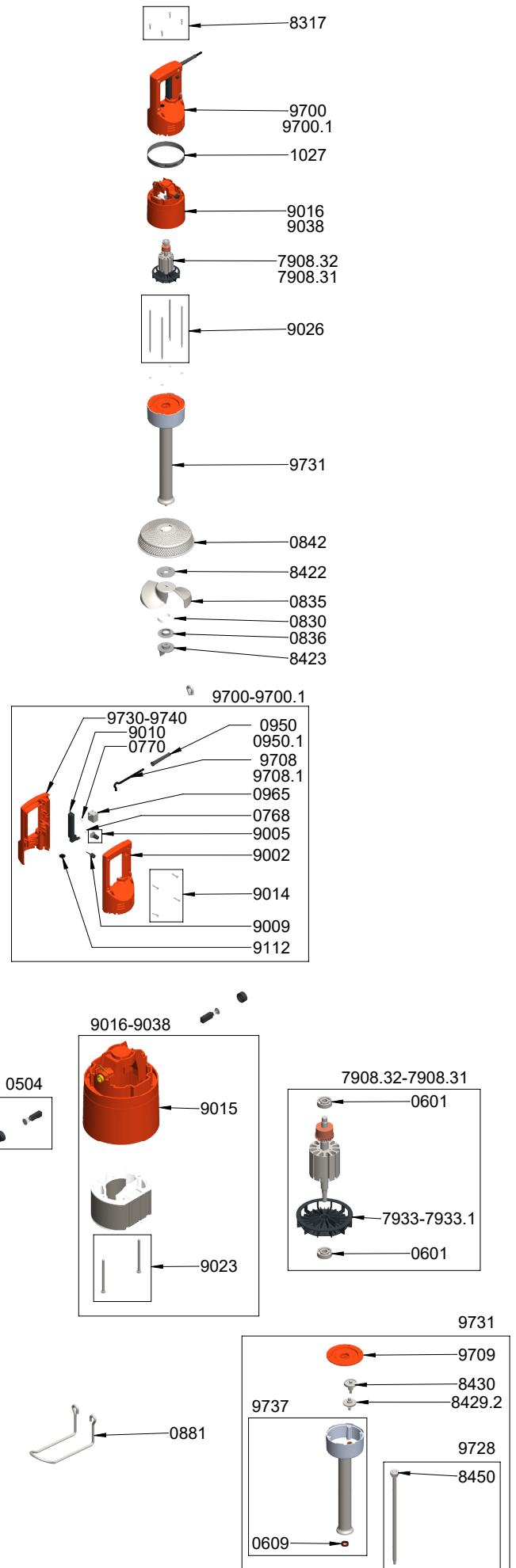
9072



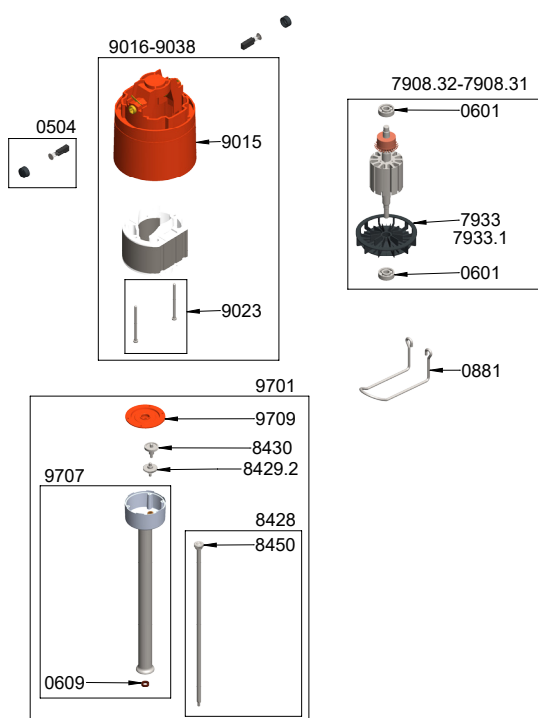
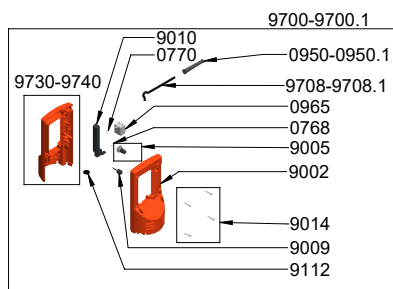
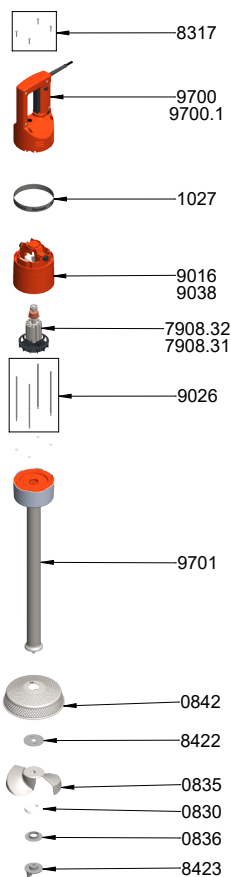


Ref PP003

Parts list	Ref
MOTOR BRUSHES (PAIR)	0504
BALL BEARING	0601
WATERPROOF SEAL	0609
SQUEEZING WACHER	0726
PINS 3 X 14	0745
SAFETY BUTTON RETURN SPRING	0768
LEVER RETURN SPRING	0770
SPRING WASHER	0830
FAN	0835
FRICTION WASHER	0836
GRID BLADE PROTECTOR	0842
WALL BRACKET	0881
STRAIN RELIEF 220-240 V	0950
STRAIN RELIEF 110-120 V	0950.1
SWITCH (220-240V/110-120 V)	0965
CAPACITOR 110-120V	0972
CAPACITOR + FILTER 220-240V	0972.1
DYNAMIC LABEL	1027
ID LABEL (220-240V)	1056
ID LABEL (110-120 V)	1057
MOTOR ARMATURE (110-120 V)	7908.31
MOTOR ARMATURE (220-240V)	7908.32
FAN	7933
FAN (FROM SERIAL NUMBER 17/00001)	7933.1
SPACERS SCREWS(4)	8317
ANTI-FRICTION WASHER	8422
LOWER BOLT	8423
AXLE COGWHEEL W/ BELLEVILLE RING	8429.2
SINGLE GEAR & SHAFT	8430
GEAR + PIN PP97-AP 90	8450
HALF HANDLE, BUTTON SIDE	9002
SAFETY BUTTON	9005
PLUG	9009
CONTROL LEVER	9010
SCREWS SET (4)	9014
MOTOR HOUSING BRUSH HOLDER	9015
MOTOR INDUCTOR (220-240V)	9016
FIELD SPACERS SCREWS (2)	9023
SPACERS (4)	9026
MOTOR INDUCTOR (110-120 V)	9038
GROUND WIRE (220-240V)	9043
SPEED CONTROL PLUG	9112
GROUND WIRE (110-120 V)	9143
COMPLETE HANDLE (220-240V)	9700
COMPLETE HANDLE (110-120 V)	9700.1
POWER CORD 220-240V	9708
POWER CORD 110-120 V	9708.1
PLATE WITH 2 SEALS	9709
OUTPUT SHAFT WITH GEAR	9728
HALF HANDLE LABEL SIDE (220-240V)	9730
PP300 COMPLETE ATTACHMENT	9731
COMPLETE FOOT ASSEMBLY	9737
HALF HANDLE LABEL SIDE (110-120 V)	9740



Ref PP001



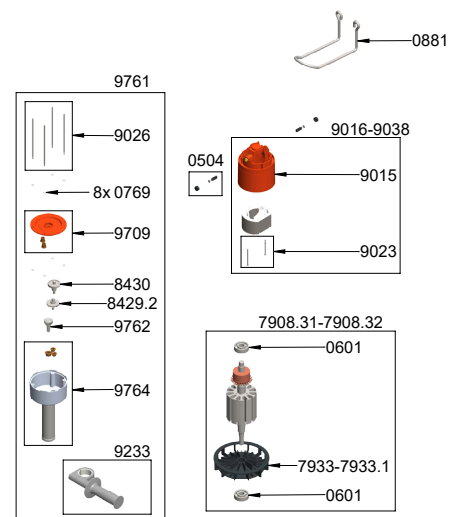
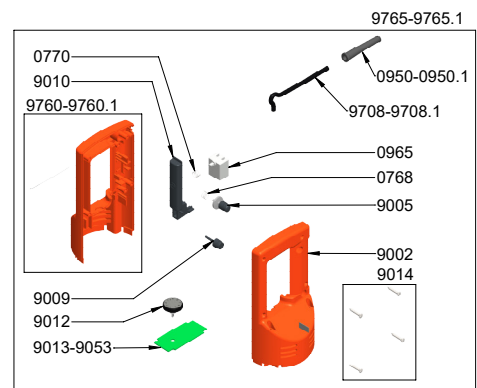
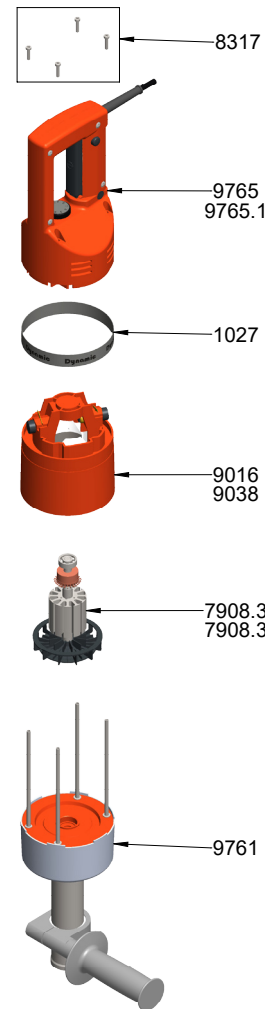
Parts list

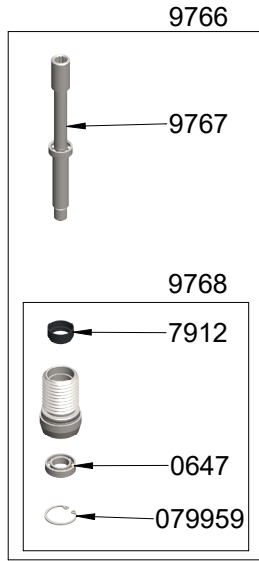
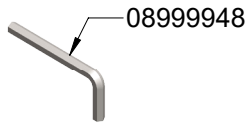
Ref

MOTOR BRUSHES (PAIR)	0504
BALL BEARING	0601
WATERPROOF SEAL	0609
SQUEEZING WACHER	0726
PINS 3 X 14	0745
SAFETY BUTTON RETURN SPRING	0768
LEVER RETURN SPRING	0770
SPRING WASHER	0830
FAN	0835
FRICITION WASHER	0836
GRID BLADE PROTECTOR	0842
WALL BRACKET	0881
STRAIN RELIEF 220-240 V	0950
STRAIN RELIEF 110-120 V	0950.1
SWITCH (220-240V/110-120 V)	0965
CAPACITOR 110-120V	0972
CAPACITOR + FILTER 220-240V	0972.1
DYNAMIC LABEL	1027
ID LABEL (220-240V)	1056
ID LABEL (110-120 V)	1057
MOTOR ARMATURE (110-120 V)	7908.31
MOTOR ARMATURE (220-240V)	7908.32
FAN	7933
FAN (FROM SERIAL NUMBER 17/00001)	7933.1
SPACERS SCREWS(4)	8317
ANTI-FRICTION WASHER	8422
LOWER BOLT	8423
OUTPUT SHAFT WITH GEAR	8428
AXLE COGWHEEL W/ BELLEVILLE RING	8429.2
SINGLE GEAR & SHAFT	8430
GEAR + PIN PP97-AP 90	8450
HALF HANDLE, BUTTON SIDE	9002
SAFETY BUTTON	9005
PLUG	9009
CONTROL LEVER	9010
SCREWS SET (4)	9014
MOTOR HOUSING BRUSH HOLDER	9015
MOTOR INDUCTOR (220-240V)	9016
FIELD SPACERS SCREWS (2)	9023
SPACERS (4)	9026
MOTOR INDUCTOR (110-120 V)	9038
GROUND WIRE (220-240V)	9043
SPEED CONTROL PLUG	9112
GROUND WIRE (110-120 V)	9143
COMPLETE HANDLE (220-240V)	9700
COMPLETE HANDLE (110-120 V)	9700.1
COMPLETE ATTACHMENT	9701
COMPLETE FOOT ASSEMBLY	9707
POWER CORD 220-240V	9708
POWER CORD 110-120 V	9708.1
PLATE WITH 2 SEALS	9709
HALF HANDLE LABEL SIDE (220-240V)	9730
HALF HANDLE LABEL SIDE (110-120 V)	9740

Ref AC221

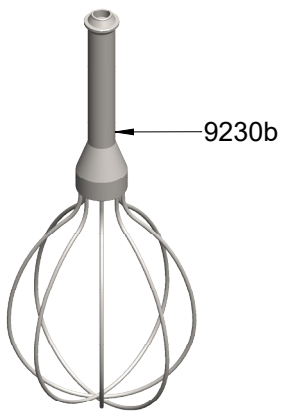
Parts list	Ref
MOTOR BRUSHES (PAIR)	0504
BALL BEARING	0601
SQUEEZING WACHER	0726
SAFETY BUTTON RETURN SPRING	0768
RONDELLE M4	0769
LEVER RETURN SPRING	0770
STRAIN RELIEF 220-240 V	0950
STRAIN RELIEF 110-120 V	0950.1
SWITCH (220-240V/110-120 V)	0965
CAPACITOR 110-120V	0972
CAPACITOR + FILTER 220-240V	0972.1
DYNAMIC LABEL	1027
IDENTIFICATION PLATE 220-240V	109913
IDENTIFICATION PLATE 110-120 V	109914
MOTOR ARMATURE (110-120 V)	7908.31
MOTOR ARMATURE (220-240V)	7908.32
FAN	7933
FAN (FROM SERIAL NUMBER 17/00001)	7933.1
SPACERS SCREWS(4)	8317
AXLE COGWHEEL W/ BELLEVILLE RING	8429.2
SINGLE GEAR & SHAFT	8430
HALF HANDLE, BUTTON SIDE	9002
SAFETY BUTTON	9005
PLUG	9009
CONTROL LEVER	9010
VARIABLE SPEED CONTROL BUTTON	9012
VARIABLE SPEED CONTROL BOARD 220-240V	9013
SCREWS SET (4)	9014
MOTOR HOUSING BRUSH HOLDER	9015
MOTOR INDUCTOR (220-240V)	9016
FIELD SPACERS SCREWS (2)	9023
SPACERS (4)	9026
MOTOR INDUCTOR (110-120 V)	9038
GROUND WIRE (220-240V)	9043
VARIABLE SPEED CONTROL CIRCUIT BOARD 110-120V	9053
SPEED CONTROL PLUG	9112
GROUND WIRE (110-120 V)	9143
HANDLE + CASING	9233
COMPLETE HANDLE (220-240V)	9706
POWER CORD 220-240V	9708
POWER CORD 110-120 V	9708.1
PLATE WITH 2 SEALS	9709
HALF LOWER HANDLE 220-240V	9760
HALF LOWER HANDLE 110-120 V	9760.1
LOWER MOTOR HOUSING	9761
EXIT SHAFT W/GEAR	9762
ALUMINIUM CARTER FOOT AND SEALS	9764
COMPLETE HANDLE WITH POWER CORD 220-240V	9765
COMPLETE HANDLE WITH POWER CORD 110-120 V	9765.1





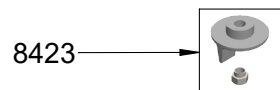

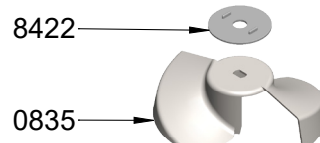

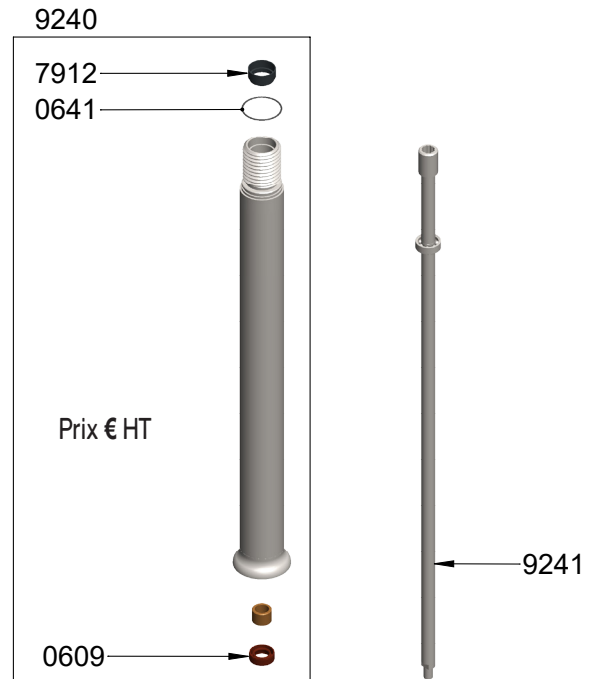
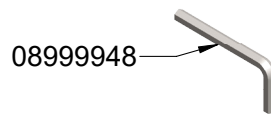
FM PP - Ref AC208

Parts list	Ref
BEARING D15	0647
ELASTIC RING	079959
SHAFT KEY	08999948
MOTOR BEARING SLEEVE	7912
MONO WHISK / L : 400 mm	9230b
EQUIPPED MALE CASING	9766
DRIVE SHAFT	9767
MALE CASING WITH BEARING AND BEARING RING	9768



RICER TOOL PP - Ref AC220

Parts list	Ref
WATERPROOF SEAL	08999948
TORIC SEAL	0609
SPRING WASHER	0641
FAN	0830
FRICTION WASHER	0835
GRID BLADE PROTECTOR	0836
WALL BRACKET	0842
SHAFT KEY	0881
MOTOR BEARING SLEEVE	7912
ANTI-FRICTION WASHER	8422
LOWER BOLT	8423
EQUIPPED MALE CASING	9240
EXIT SHAFT	9241



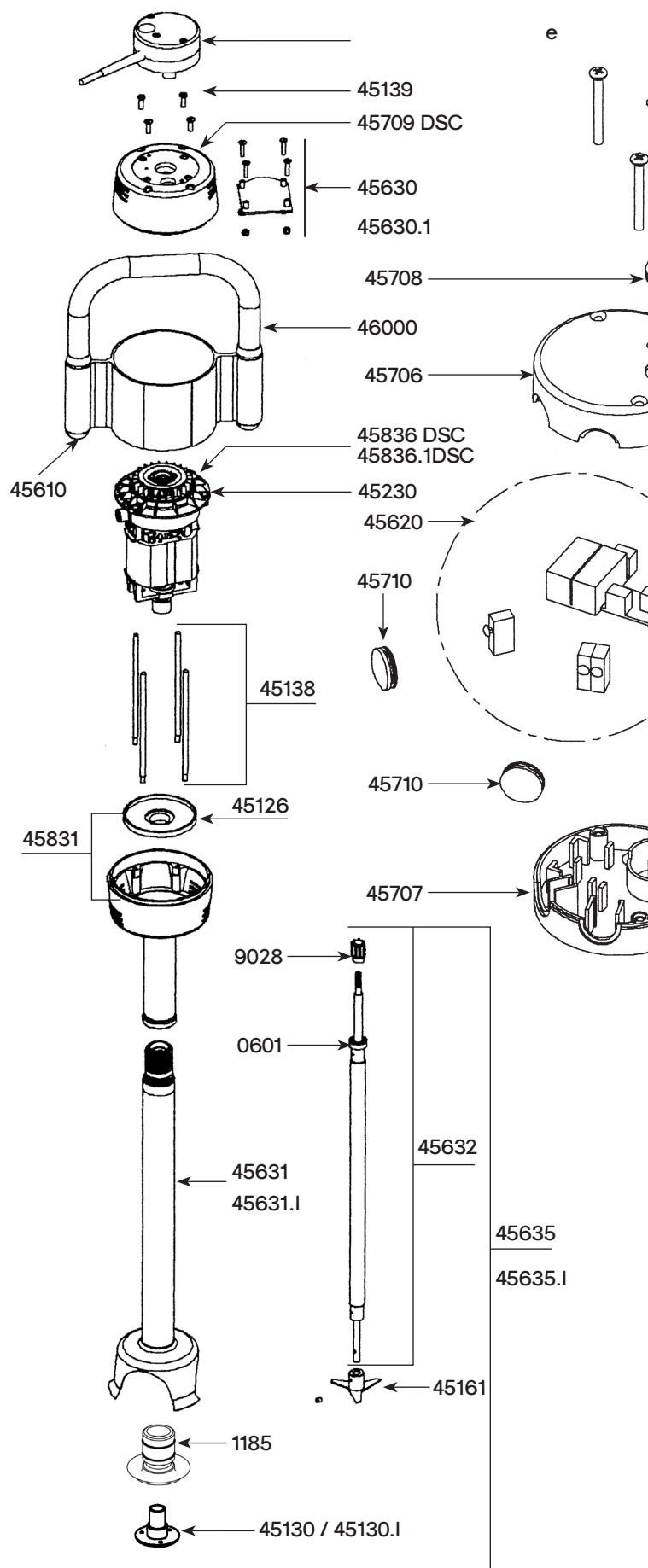
Wall bracket

Parts list	Ref
WALL BRACKET	0881

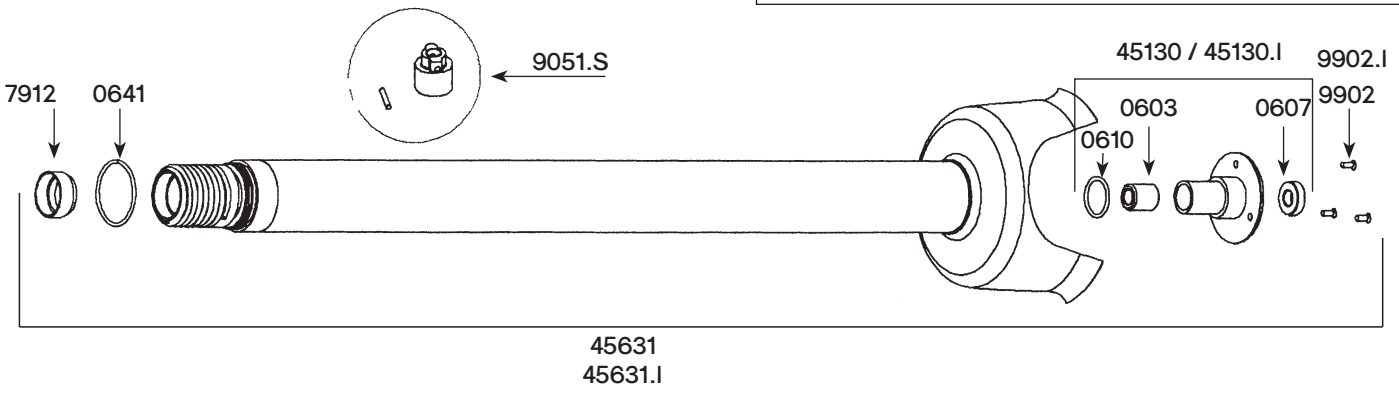
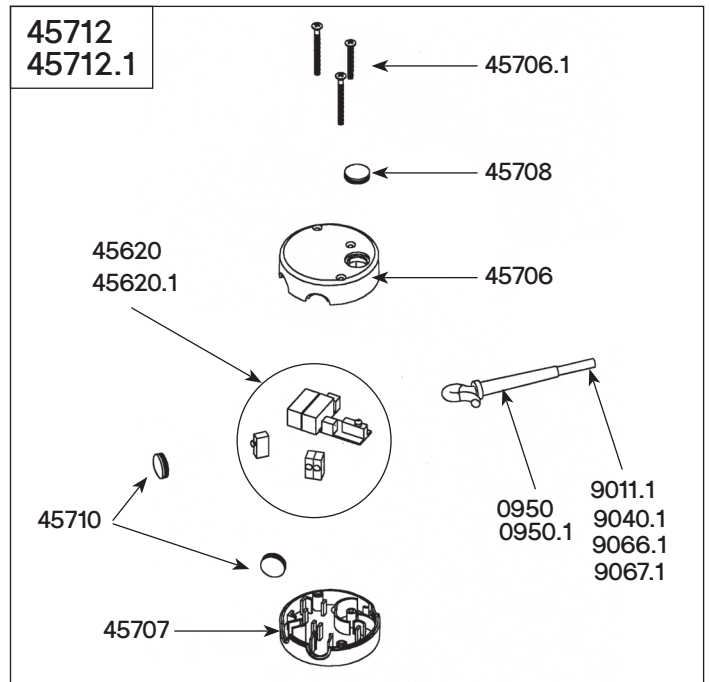
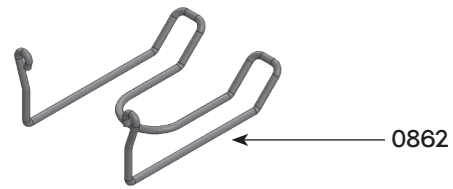
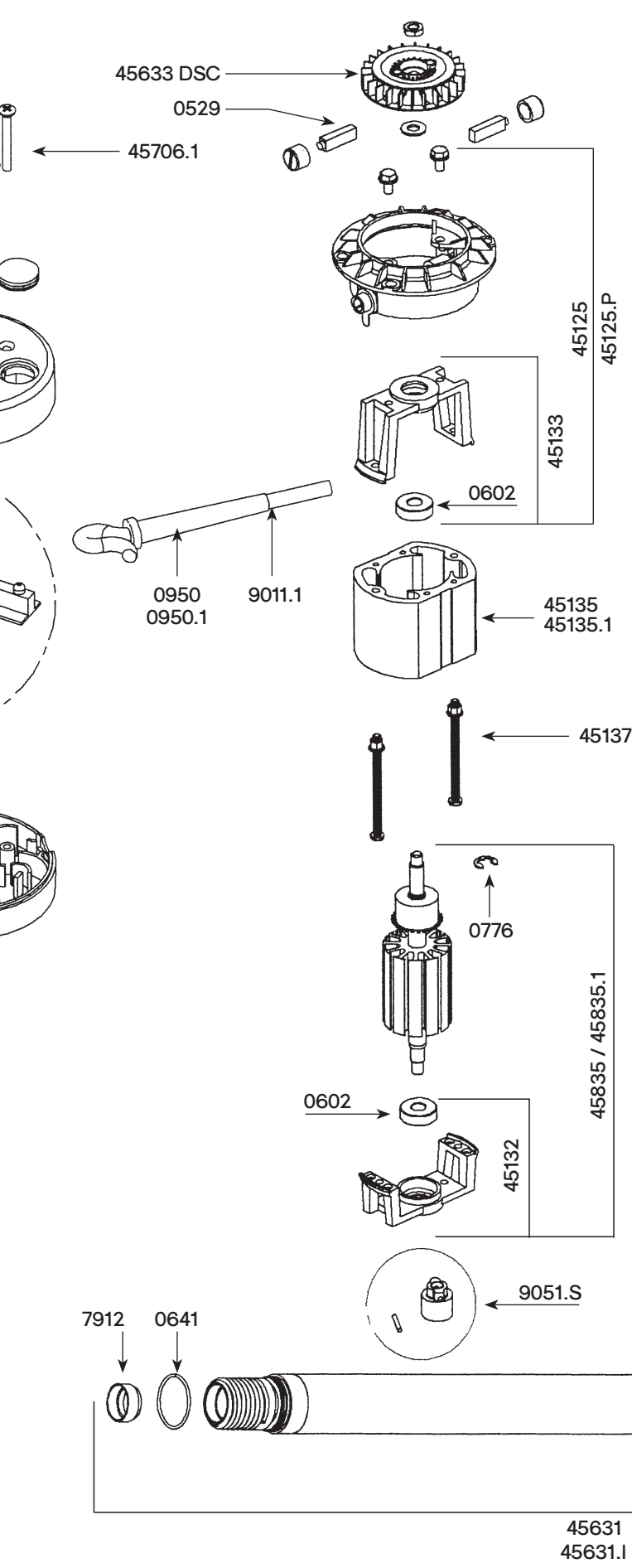
SMX 600 DSC

Ref MX002DSC

Parts list	Ref
BRUSHES (PAIR)	0529
BALL BEARING	0601
MOTOR BEARING	0602
SELF LUBRICATING RING	0603
WATERPROOF SEAL	0607
O. RING	0610
TORIC SEAL	0641
SPRING	0760
CLIPS	0776
WASHER & BOLT FOR FAN	0777
WALL BRACKET	0862
STRAIN RELIEF 220-240 V	0950
STRAIN RELIEF 110-120 V	0950.1
ID LABEL 220-240 V	1093
ID LABEL 110-120 V	1094
SMX BEARING HOLDER (BLACK)	1185
FAN PROTECTOR	45125
PLASTIC FAN PROTECTOR	45125.P
DOUBLE ISOLATION PIECE	45126
LOWER BEARING ASSEMBLY	45130
STAINLESS STEEL BEARING ASSEMBLY	45130.I
LOWER MOTOR CASING	45132
UPPER MOTOR CASING	45133
MOTOR INDUCTOR (220-240V)	45135
MOTOR INDUCTOR (110-120 V)	45135.1
SCREW FOR MOTOR INDUCTOR (2)	45137
SPACERS (4)	45138
SPACERS SCREWS (4)	45139
CUTTER BLADE	45161
SQUEEZING WASHERS (4)	45230
HANDLE CAP (2)	45610
COMMAND BOARD 220-240V	45620
COMMAND BOARD 110-120V	45620.1
REGULATION CIRCUIT BOARD 220-240V	45630
REGULATION CIRCUIT BOARD 110-120 V	45630.1
FOOT ASSEMBLY WITH BALL BEARING ASSEMBLY	45631
FOOT ASSEMBLY + BELL + STAINLESS BEARING	45631.I
SHAFT AND BALL BEARING	45632
FAN DSC	45633DSC
COMPLETE FOOT ASSEMBLY	45635
COMPLETE MIXER ATTACHMENT STAINLESS BEARING	45635.I
TOP HOUSING ORANGE PLASTIC PIECE	45706
SCREW SET OF CONTROL CASE(3)	45706.1
LOWER HOUSING ORANGE PLASTIC PIECE	45707
LOCK BUTTON	45708
UPPER MOTOR CASING	45709DSC
HANDLE CAP PROTECTORS (ONE)	45710
COMPLETE HOUSING WITH SCREWS	45711
COMPLETE CONTROL CASE 220-240 V	45712
COMPLETE CONTROL CASE 110-120 V	45712.1
LOWER HOUSING	45831
MOTOR ARMATURE	45835
MOTOR ARMATURE (110-120 V)	45835.1
MOTOR (110-120 v)	45836.DSC
COMPLETE MOTOR 600DSC (220-240 V)	45836DSC



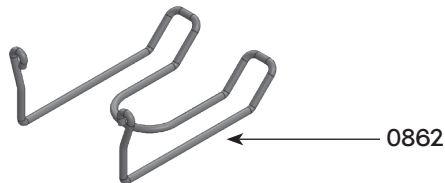
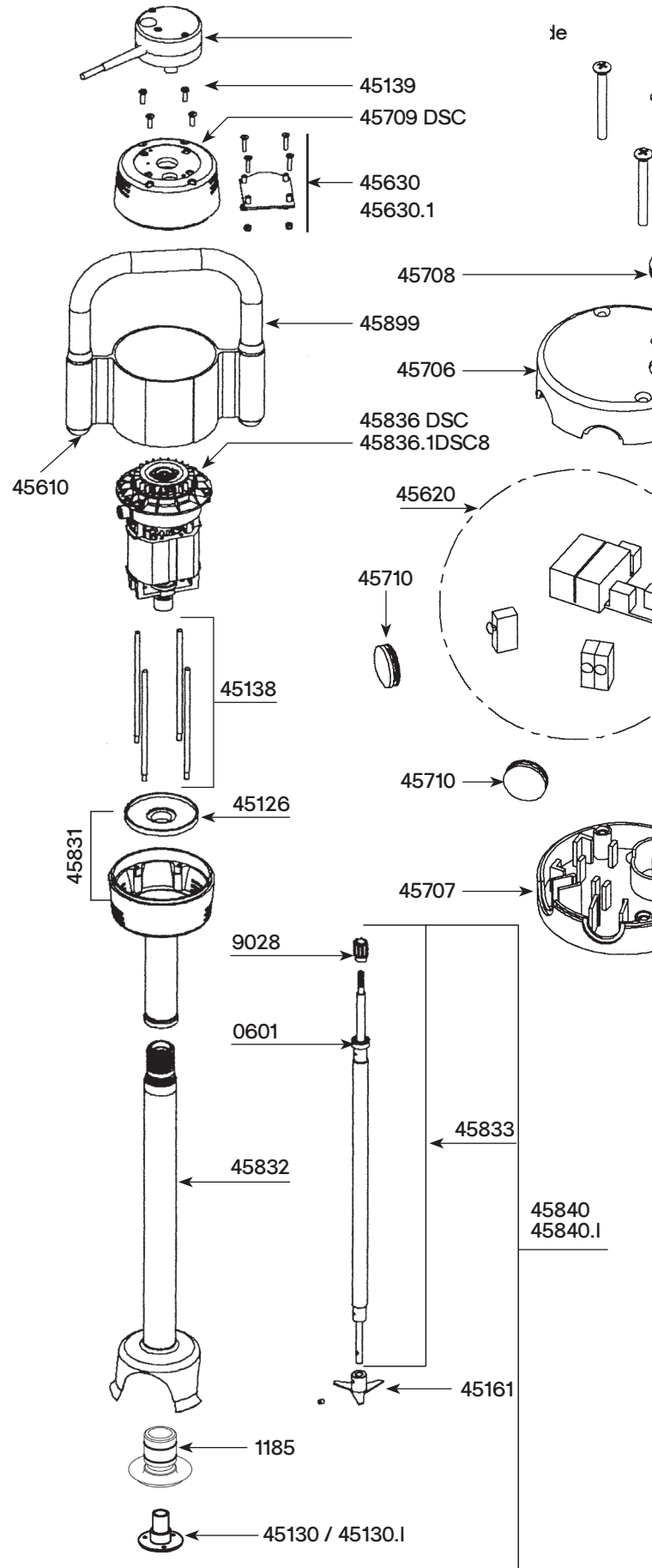
SLEEVE + COMPLETE HANDLE + LABEL + CAP	46000
MOTOR BEARING SLEEVE	7912
POWER CORD (220-240V)	9011.1
ARMATURE COUPLER	9028
POWER CORD (110-120 V)	9040.1
COUPLING CAGE + PIN SMX	9051.S
POWER CORD (AUTRALIA)	9066.1
POWER CORD (ENGLAND)	9067.1
LOWER BEARING SCREWS 3 FOR STEEL BELL	9902
STAINLESS STEEL L/B SCREWS (3)	9902.I

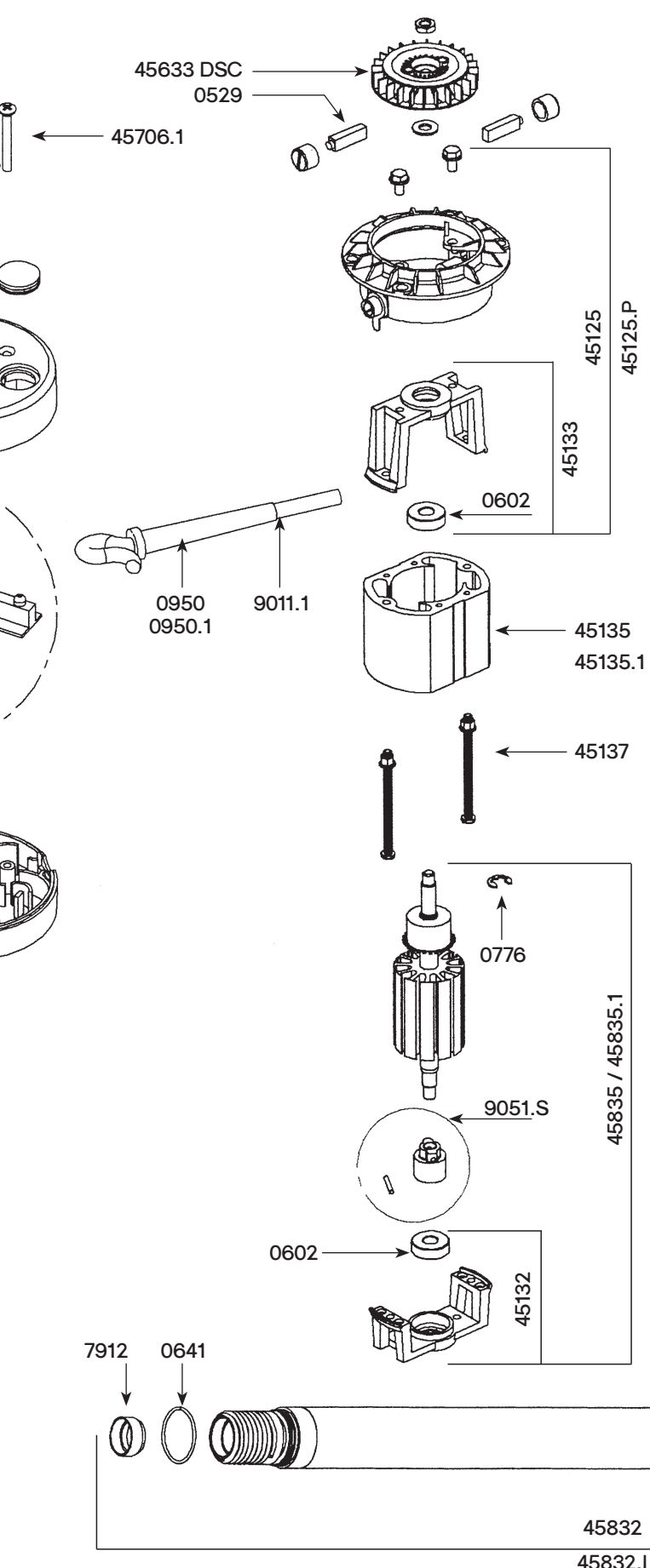


SMX 800 DSC

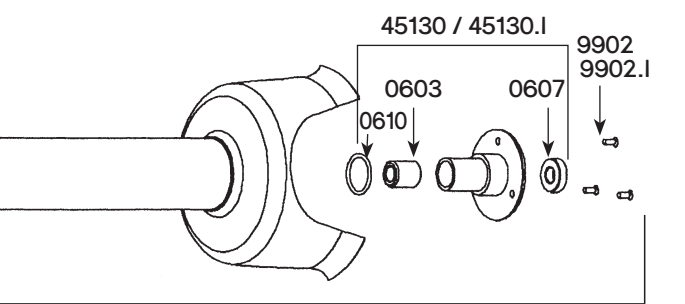
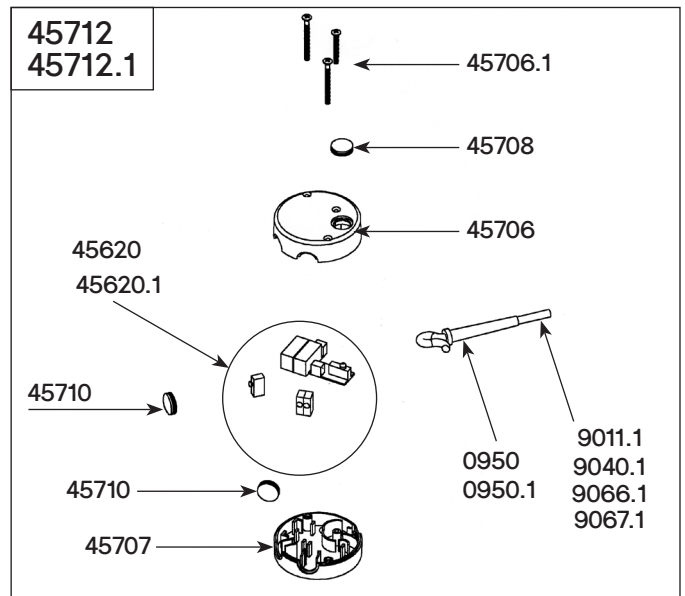
Ref MX001DSC

Parts list	Ref
BRUSHES (PAIR)	0529
BALL BEARING	0601
MOTOR BEARING	0602
SELF LUBRICATING RING	0603
WATERPROOF SEAL	0607
O. RING	0610
TORIC SEAL	0641
SPRING	0760
CLIPS	0776
WASHER & BOLT FOR FAN	0777
WALL BRACKET	0862
STRAIN RELIEF 220-240 V	0950
STRAIN RELIEF 110-120 V	0950.1
ID LABEL 220-240 V	1098
LABEL WITH SERIAL NUMBER (110-120 V)	1099
SMX BEARING HOLDER (BLACK)	1185
FAN PROTECTOR	45125
PLASTIC FAN PROTECTOR	45125.P
DOUBLE ISOLATION PIECE	45126
LOWER BEARING ASSEMBLY	45130
STAINLESS STEEL BEARING ASSEMBLY	45130.1
LOWER MOTOR CASING	45132
UPPER MOTOR CASING	45133
MOTOR INDUCTOR (220-240V)	45135
MOTOR INDUCTOR (110-120 V)	45135.1
SCREW FOR MOTOR INDUCTOR (2)	45137
SPACERS (4)	45138
SPACERS SCREWS (4)	45139
CUTTER BLADE	45161
SQUEEZING WASHERS (4)	45230
HANDLE CAP (2)	45610
COMMAND BOARD 220-240V	45620
COMMAND BOARD 110-120V	45620.1
REGULATION CIRCUIT BOARD 220-240V	45630
REGULATION CIRCUIT BOARD 110-120 V	45630.1
FAN DSC	45633DSC
TOP HOUSING ORANGE PLASTIC PIECE	45706
SCREW SET OF CONTROL CASE(3)	45706.1
LOWER HOUSING ORANGE PLASTIC PIECE	45707
LOCK BUTTON	45708
UPPER MOTOR CASING	45709DSC
HANDLE CAP PROTECTORS (ONE)	45710
COMPLETE HOUSING WITH SCREWS	45711
COMPLETE CONTROL CASE 220-240 V	45712
COMPLETE CONTROL CASE 110-120 V	45712.1
LOWER HOUSING	45831
FOOT ASSEMBLY WITH BEARING ASSEMBLY	45832
FOOT ASSEMBLY + BELL + STAINLESS BEAR	45832.1
SHAFT & BEARING	45833

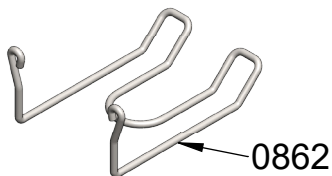
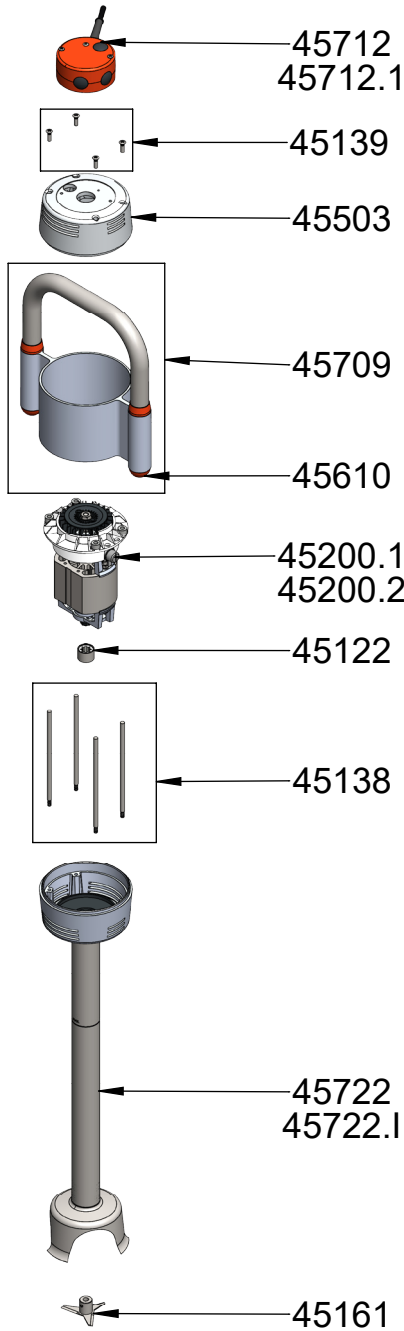




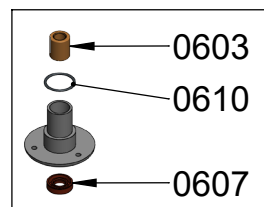
KIT WITH SHAFT LOWER BEARING COUPLING CUTTER	45834
KIT WITH SHAFT, STAINLESS STEEL, LOWER BEARING, COUPLER, CUTTER	45834.I
MOTOR ARMATURE	45835
MOTOR ARMATURE (110-120 V)	45835.1
MOTOR EQUIPPED SMX 800 DSC 110-120V	45836.DSC8
COMPLETE MOTOR 600DSC (220-240 V)	45836DSC
COMPLETE FOOT ASSEMBLY SMX800 E	45840
COMPLETE MIXER FOOT STAINLESS BEARING	45840.I
SLEEVE & COMPLETE HANDLE + LABEL + CAP	45899
MOTOR BEARING SLEEVE	7912
POWER CORD (220-240V)	9011.1
ARMATURE COUPLER	9028
POWER CORD (110-120 V)	9040.1
COUPLING CAGE + PIN SMX	9051.S
POWER CORD (AUTRALIA)	9066.1
POWER CORD (ENGLAND)	9067.1
LOWER BEARING SCREWS 3 FOR STEEL BELL	9902
STAINLESS STEEL L/B SCREWS (3)	9902.I



Ref MX002



45130 / 45130.1

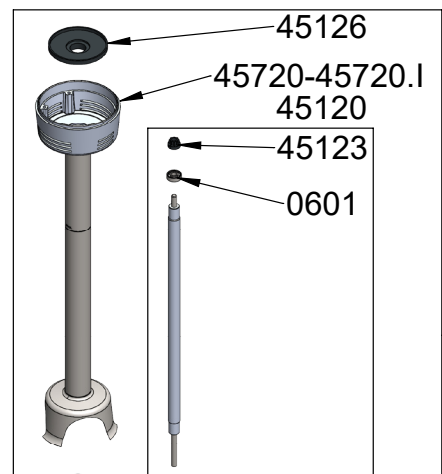
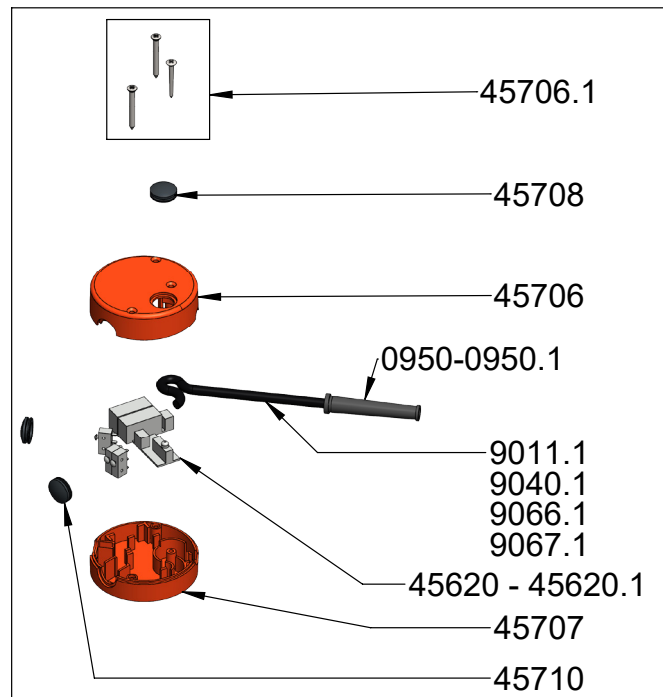


Parts list

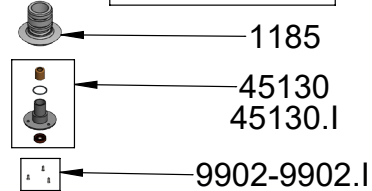
Ref

Parts list	Ref
FAN	0509
BRUSHES (PAIR)	0529
BALL BEARING	0601
MOTOR BEARING	0602
SELF LUBRICATING RING	0603
WATERPROOF SEAL	0607
O. RING	0610
SPRING	0760
CLIPS	0776
WASHER & BOLT FOR FAN	0777
WALL BRACKET	0862
STRAIN RELIEF 220-240 V	0950

45712-45712.1

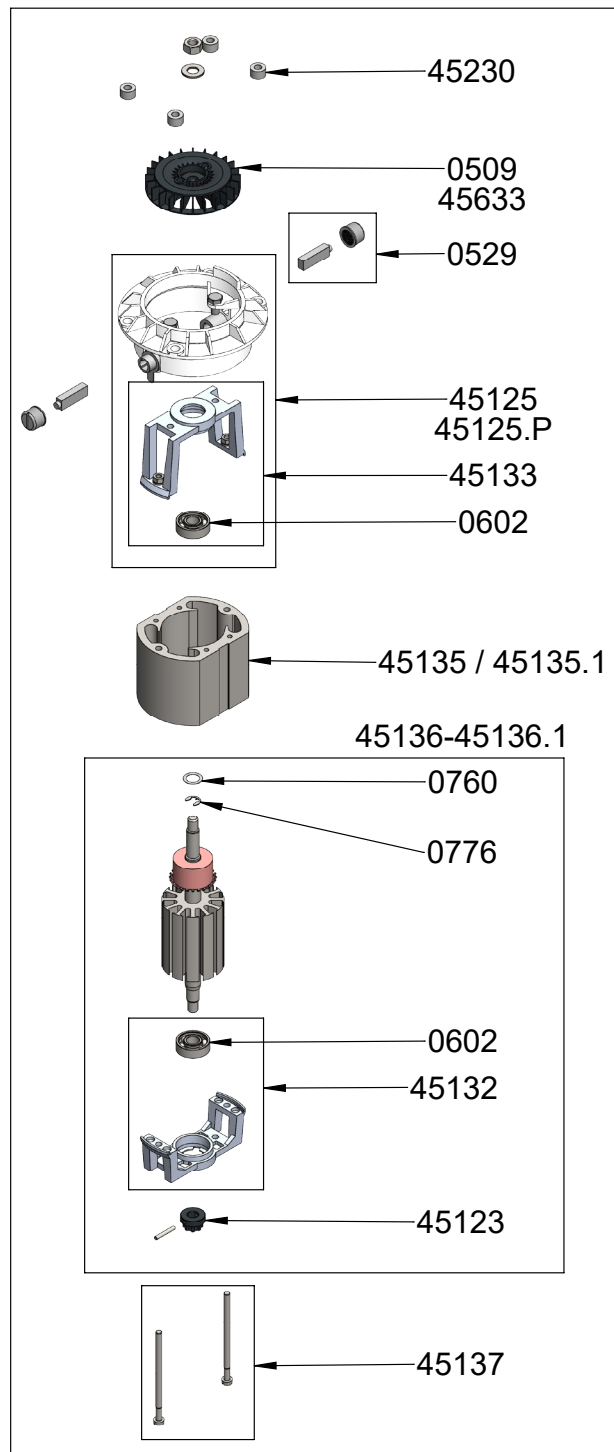


45722
45722.1

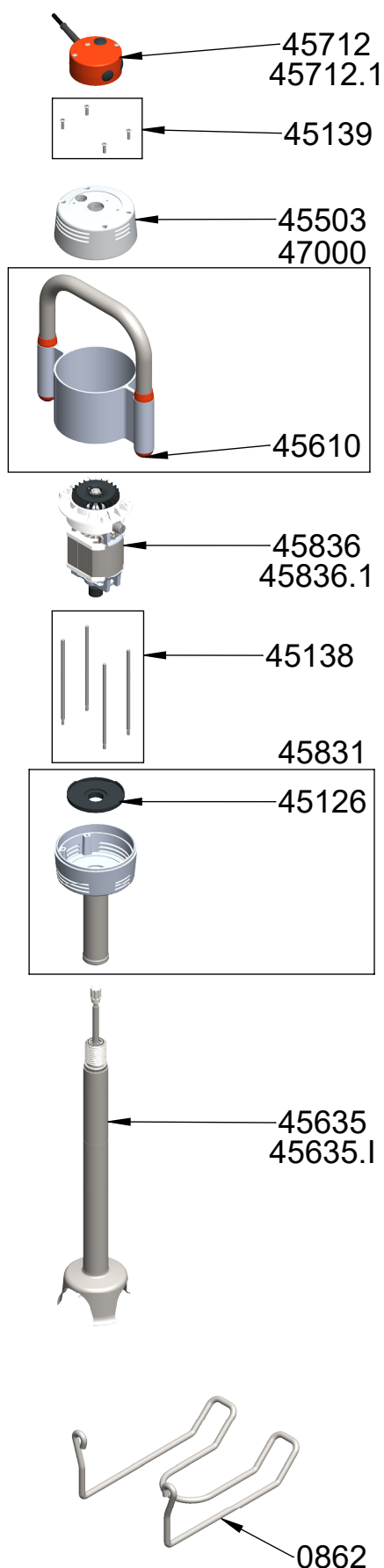


STRAIN RELIEF 110-120 V	0950.1
ID LABEL (220-240V)	1007
ID LABEL (110-120 V)	1009
SMX BEARING HOLDER (BLACK)	1185
SHAFT & BEARING	45120
COUPLING SLEEVES	45122
COUPLER	45123
FAN PROTECTOR	45125
PLASTIC FAN PROTECTOR	45125.P
DOUBLE ISOLATION PIECE	45126
LOWER BEARING ASSEMBLY	45130
STAINLESS STEEL BEARING ASSEMBLY	45130.1
LOWER MOTOR CASING	45132
UPPER MOTOR CASING	45133
MOTOR INDUCTOR (220-240V)	45135
MOTOR INDUCTOR (110-120 V)	45135.1
MOTOR ARMATURE (220-240V)	45136
MOTOR ARMATURE (110-120 V)	45136.1
SCREW FOR MOTOR INDUCTOR (2)	45137
SPACERS (4)	45138
SPACERS SCREWS (4)	45139
CUTTER BLADE	45161
MOTOR (110-120 V)	45200.1
MOTOR (220-240V)	45200.2
SQUEEZING WASHERS (4)	45230
KIT WITH SHAFT, LOWER BEARING COUPLER	45333.1
TOP HOUSING	45503
KIT WITH SHAFT, LOWER BEARING COUPLER	45533
HANDLE CAP (2)	45610
COMMAND BOARD 220-240V	45620
COMMAND BOARD 110-120V	45620.1
FAN	45633
TOP HOUSING ORANGE PLASTIC PIECE	45706
SCREW SET OF CONTROL CASE(3)	45706.1
LOWER HOUSING ORANGE PLASTIC PIECE	45707
LOCK BUTTON	45708
SLEEVE & COMPLETE HANDLE & LABEL & CAP	45709
HANDLE CAP PROTECTORS (ONE)	45710
COMPLETE HOUSING WITH SCREWS	45711
COMPLETE CONTROL CASE 220-240 V	45712
COMPLETE CONTROL CASE 110-120 V	45712.1
FOOT ASSEMBLY WITH LOWER BEARING	45720
MIXER ATTACHMENT	45720.1
COMPLETE FOOT ASSEMBLY	45722
COMPLETE MIXER FOOT + STAINLESS BEARING	45722.1
POWER CORD (220-240V)	9011.1
POWER CORD (110-120 V)	9040.1
POWER CORD (AUTRALIA)	9066.1
POWER CORD (ENGLAND)	9067.1
LOWER BEARING SCREWS 3 FOR STEEL BELL	9902
STAINLESS STEEL L/B SCREWS (3)	9902.1

45200.1- 45200.2

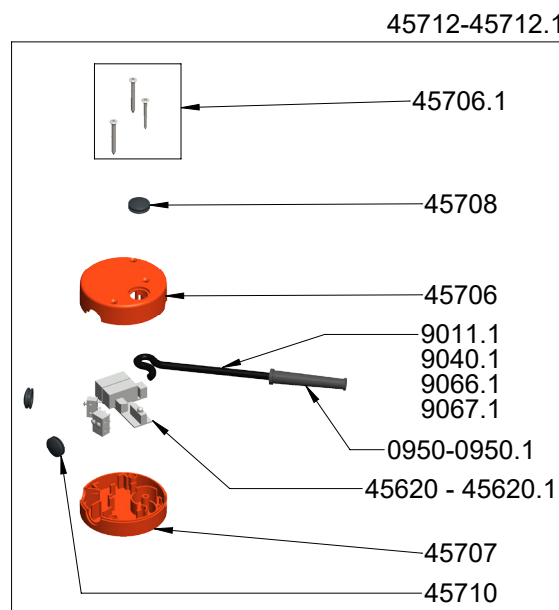
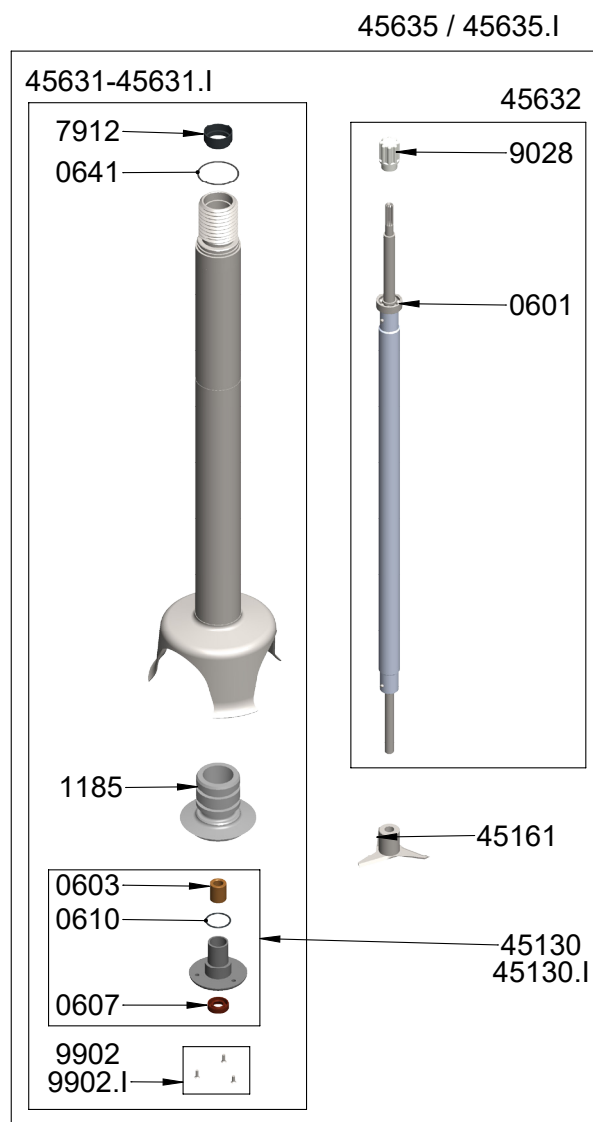
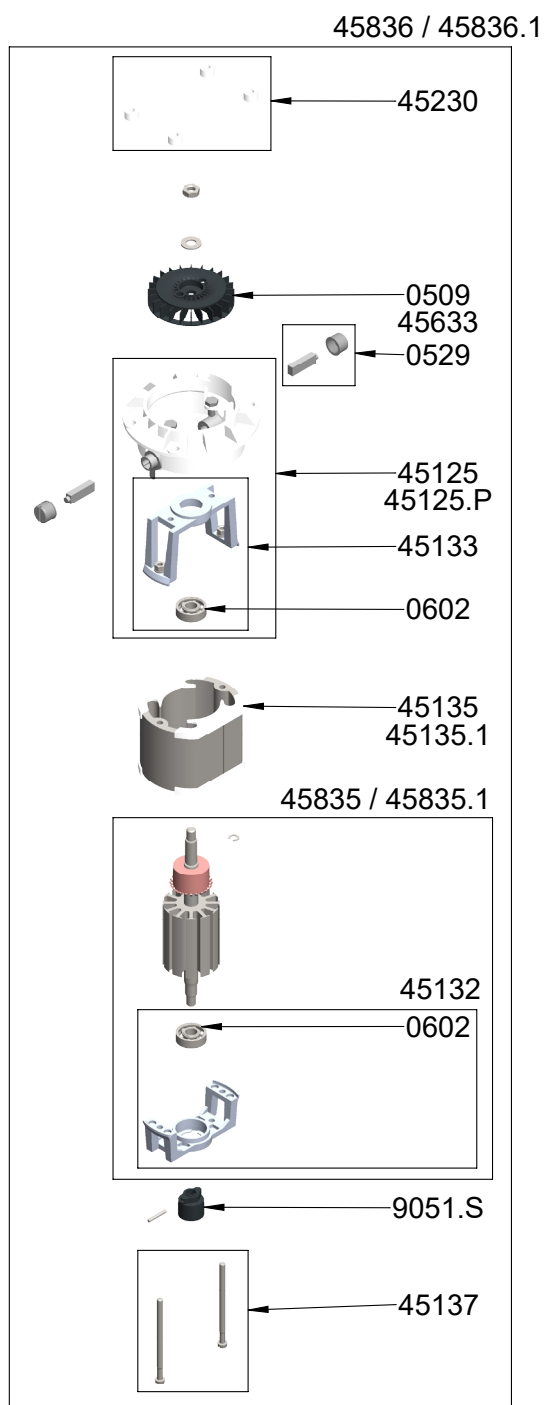


Ref MX040

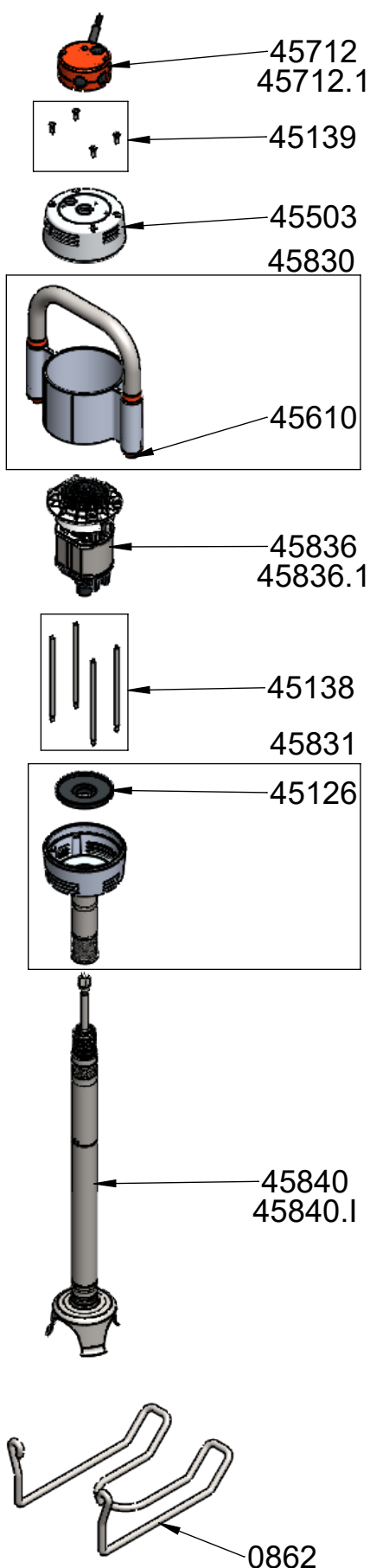


Parts list	Ref
BRUSHES (PAIR)	0529
BALL BEARING	0601
MOTOR BEARING	0602
SELF LUBRICATING RING	0603
WATERPROOF SEAL	0607
O. RING	0610
TORIC SEAL	0641
SPRING	0760
CLIPS	0776
WASHER & BOLT FOR FAN	0777
WALL BRACKET	0862
STRAIN RELIEF 220-240 V	0950
STRAIN RELIEF 110-120 V	0950.1
ID LABEL (220-240V)	1077
ID LABEL SMX 700 E 220-240V	1091
SMX BEARING HOLDER (BLACK)	1185
FAN PROTECTOR	45125
PLASTIC FAN PROTECTOR	45125.P
DOUBLE ISOLATION PIECE	45126
LOWER BEARING ASSEMBLY	45130
STAINLESS STEEL BEARING ASSEMBLY	45130.I
LOWER MOTOR CASING	45132
UPPER MOTOR CASING	45133
MOTOR INDUCTOR (220-240V)	45135
MOTOR INDUCTOR (110-120 V)	45135.1
SCREW FOR MOTOR INDUCTOR (2)	45137
SPACERS (4)	45138
SPACERS SCREWS (4)	45139
CUTTER BLADE	45161
SQUEEZING WASHERS (4)	45230
TOP HOUSING	45503
HANDLE CAP (2)	45610
COMMAND BOARD 220-240V	45620
COMMAND BOARD 110-120V	45620.1
FOOT ASSEMBLY WITH BALL BEARING ASSEMBLY	45631
FOOT ASSEMBLY + BELL + STAINLESS BEARING	45631.I
SHAFT AND BALL BEARING	45632
FAN	45633
COMPLETE FOOT ASSEMBLY	45635
COMPLETE MIXER ATTACHMENT STAINLESS BEARING	45635.I
TOP HOUSING ORANGE PLASTIC PIECE	45706
SCREW SET OF CONTROL CASE(3)	45706.1
LOWER HOUSING ORANGE PLASTIC PIECE	45707
LOCK BUTTON	45708
HANDLE CAP PROTECTORS (ONE)	45710
COMPLETE HOUSING WITH SCREWS	45711
COMPLETE CONTROL CASE 220-240 V	45712
COMPLETE CONTROL CASE 110-120 V	45712.1
LOWER HOUSING	45831
MOTOR ARMATURE	45835
MOTOR ARMATURE (110-120 V)	45835.1
MOTOR (220-240V)	45836
MOTOR (110-120 V)	45836.1
SLEEVE & COMPLETE HANDLE & LABEL & CAP	47000
MOTOR BEARING SLEEVE	7912
POWER CORD (220-240V)	9011.1
ARMATURE COUPLER	9028
POWER CORD (110-120 V)	9040.1
COUPLING CAGE + PIN SMX	9051.S

POWER CORD (AUTRALIA)	9066.1
POWER CORD (ENGLAND)	9067.1
LOWER BEARING SCREWS 3 FOR STEEL BELL	9902
STAINLESS STEEL L/B SCREWS (3)	9902.1



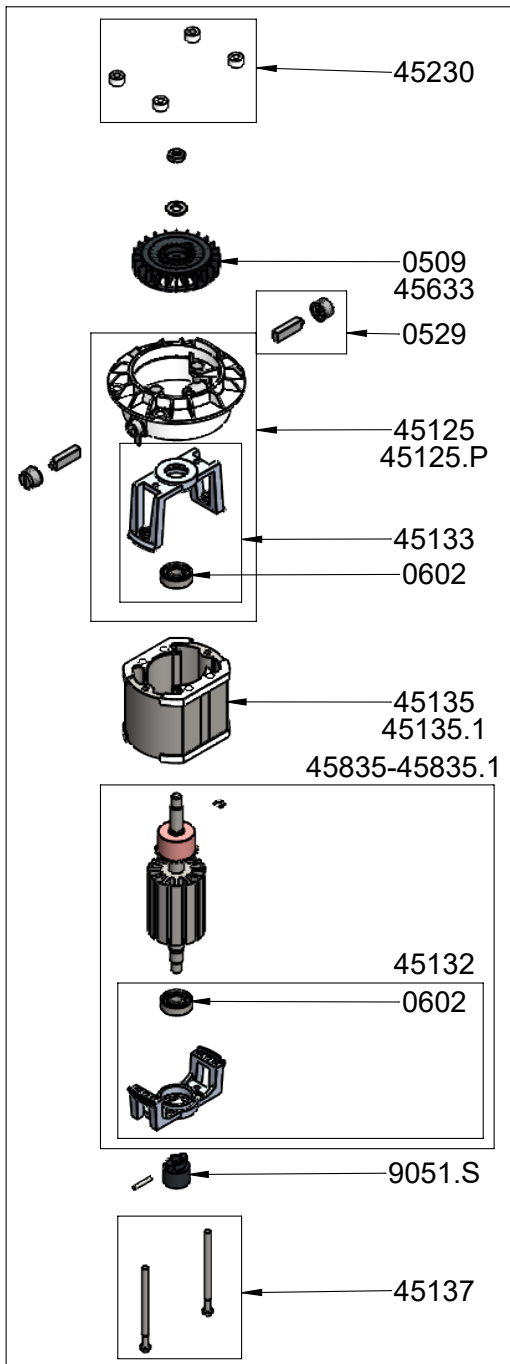
Ref MX001



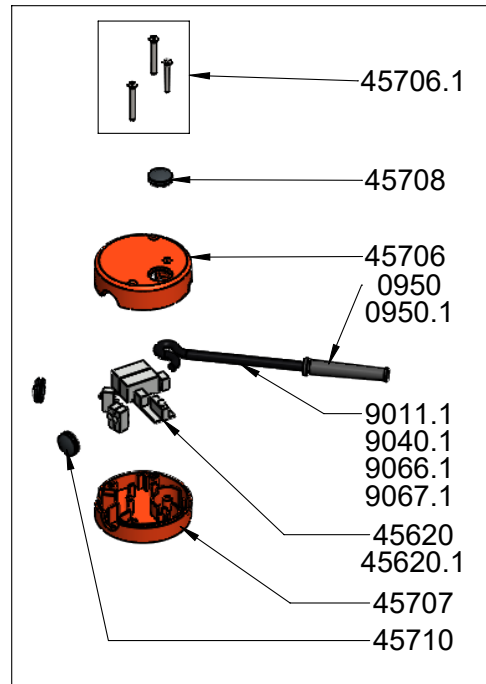
Parts list	Ref
FAN	0509
BRUSHES (PAIR)	0529
BALL BEARING	0601
MOTOR BEARING	0602
SELF LUBRICATING RING	0603
WATERPROOF SEAL	0607
O. RING	0610
TORIC SEAL	0641
SPRING	0760
CLIPS	0776
WASHER & BOLT FOR FAN	0777
WALL BRACKET	0862
STRAIN RELIEF 220-240 V	0950
STRAIN RELIEF 110-120 V	0950.1
ID LABEL (220-240V)	1073
ID LABEL (110-120 V)	1074
SMX BEARING HOLDER (BLACK)	1185
FAN PROTECTOR	45125
PLASTIC FAN PROTECTOR	45125.P
DOUBLE ISOLATION PIECE	45126
LOWER BEARING ASSEMBLY	45130
STAINLESS STEEL BEARING ASSEMBLY	45130.I
LOWER MOTOR CASING	45132
UPPER MOTOR CASING	45133
MOTOR INDUCTOR (220-240V)	45135
MOTOR INDUCTOR (110-120 V)	45135.1
SCREW FOR MOTOR INDUCTOR (2)	45137
SPACERS (4)	45138
SPACERS SCREWS (4)	45139
CUTTER BLADE	45161
SQUEEZING WASHERS (4)	45230
TOP HOUSING	45503
HANDLE CAP (2)	45610
COMMAND BOARD 220-240V	45620
COMMAND BOARD 110-120V	45620.1
FAN	45633
TOP HOUSING ORANGE PLASTIC PIECE	45706
SCREW SET OF CONTROL CASE(3)	45706.1
LOWER HOUSING ORANGE PLASTIC PIEC	45707
LOCK BUTTON	45708
HANDLE CAP PROTECTORS (ONE)	45710
COMPLETE HOUSING WITH SCREWS	45711
COMPLETE CONTROL CASE 220-240 V	45712
COMPLETE CONTROL CASE 110-120 V	45712.1
SLEEVE & COMPLETE HANDLE & LABEL & CAP	45830
LOWER HOUSING	45831
FOOT ASSEMBLY WITH BEARING ASSEMBLY	45832
FOOT ASSEMBLY + BELL + STAINLESS BEAR	45832.I
SHAFT & BEARING	45833
KIT WITH SHAFT LOWER BEARING COUPLING CUTTER	45834
KIT WITH SHAFT, STAINLESS STEEL, LOWER BEARING, COUPLER, CUTTER	45834.I
MOTOR ARMATURE	45835
MOTOR ARMATURE (110-120 V)	45835.1
MOTOR (220-240V)	45836
MOTOR (110-120 V)	45836.1
COMPLETE FOOT ASSEMBLY SMX800 E	45840

COMPLETE MIXER FOOT STAINLESS BEARING	45840.I
MOTOR BEARING SLEEVE	7912
POWER CORD (220-240V)	9011.1
ARMATURE COUPLER	9028
POWER CORD (110-120 V)	9040.1
COUPLING CAGE + PIN SMX	9051.S
POWER CORD (AUTRALIA)	9066.1
POWER CORD (ENGLAND)	9067.1
LOWER BEARING SCREWS 3 FOR STEEL BELL	9902
STAINLESS STEEL L/B SCREWS (3)	9902.I

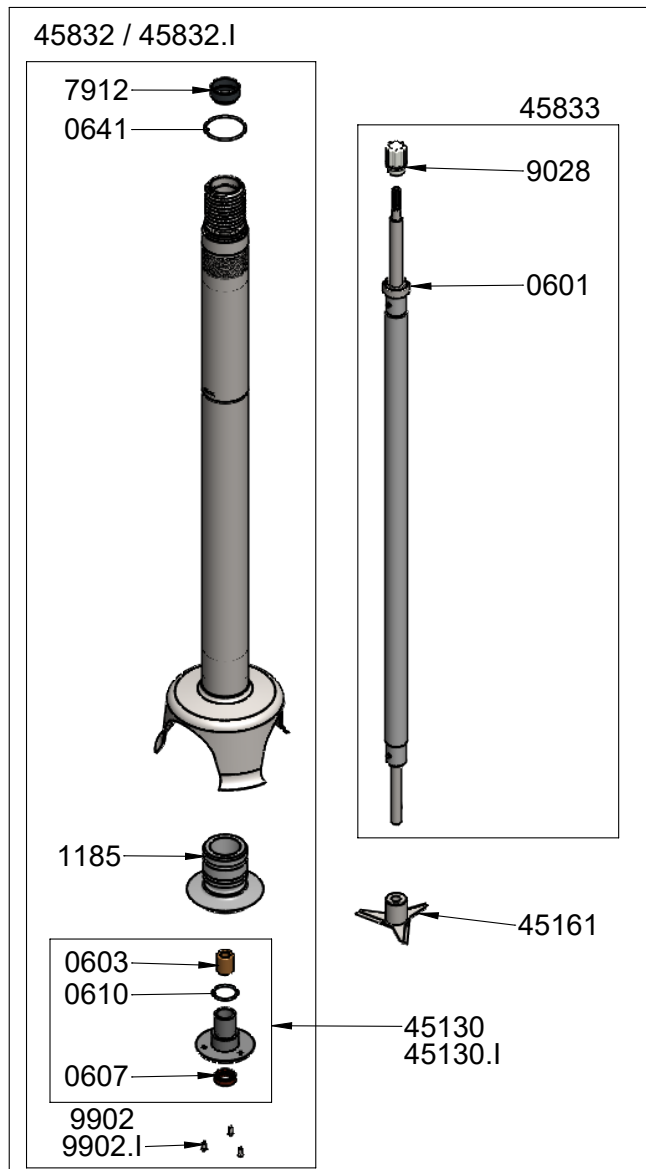
45836 / 45836.1



45712 / 45712.1



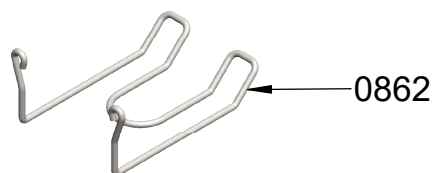
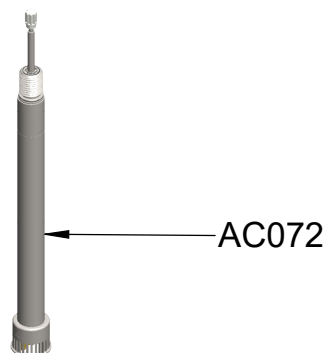
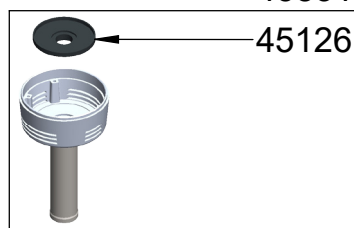
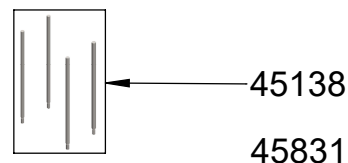
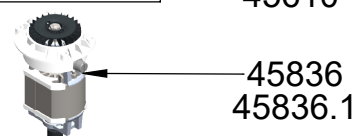
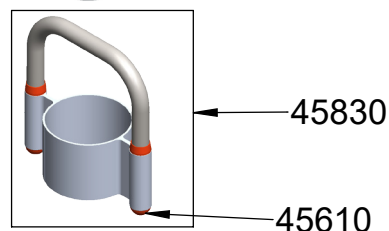
45840-45840.I



SMX BLENDER

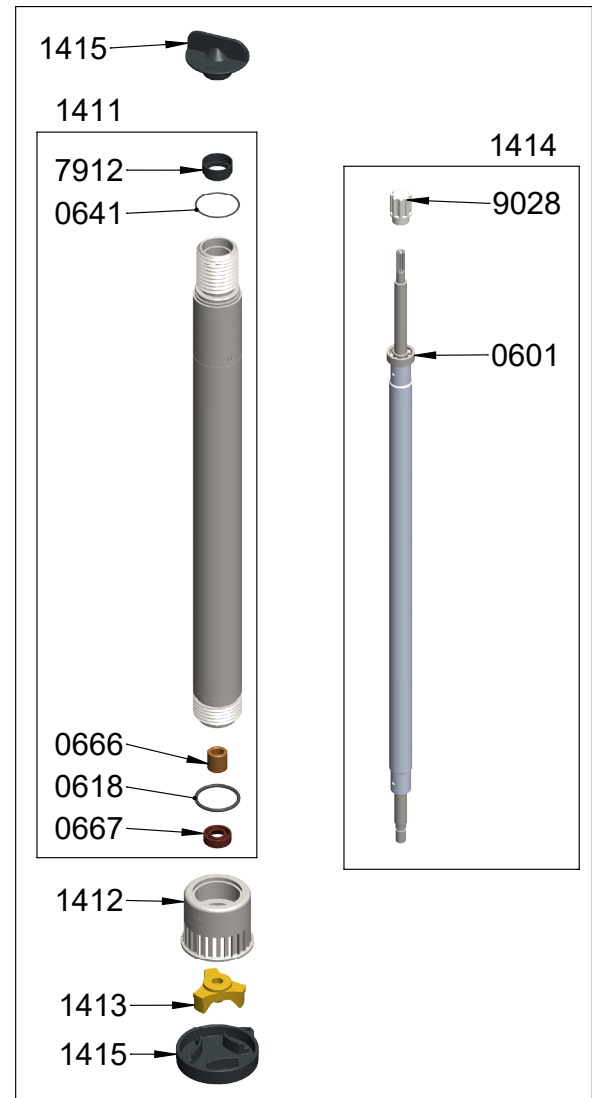
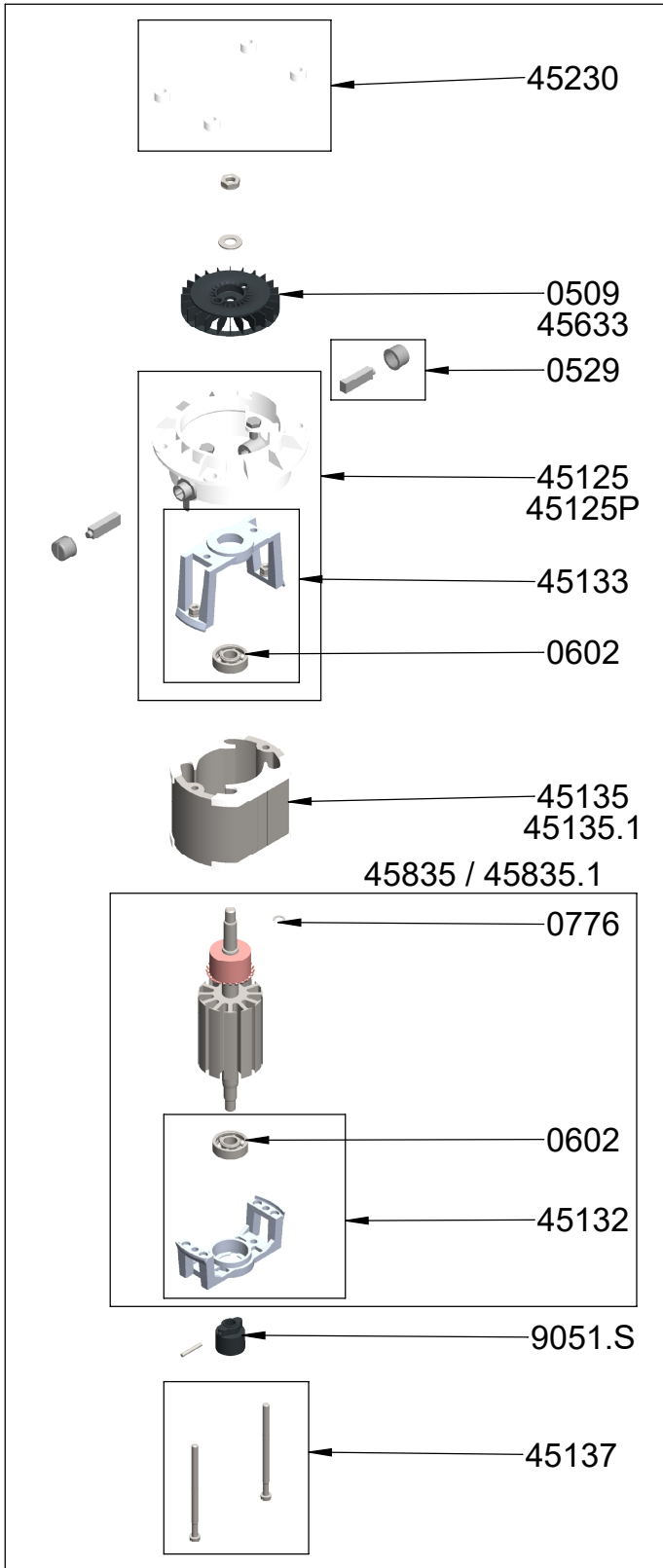
Ref MX125

Parts list	Ref
FAN	0509
BRUSHES (PAIR)	0529
MOTOR BEARING	0602
CLIPS	0776
STRAIN RELIEF 220-240 V	0950
STRAIN RELIEF 110-120 V	0950.1
FAN PROTECTOR	45125
PLASTIC FAN PROTECTOR	45125.P
DOUBLE ISOLATION PIECE	45126
LOWER MOTOR CASING	45132
UPPER MOTOR CASING	45133
MOTOR INDUCTOR (220-240V)	45135
MOTOR INDUCTOR (110-120 V)	45135.1
SCREW FOR MOTOR INDUCTOR (2)	45137
SPACERS (4)	45138
SPACERS SCREWS (4)	45139
SQUEEZING WASHERS (4)	45230
TOP HOUSING	45503
HANDLE CAP (2)	45610
COMMAND BOARD 220-240V	45620
COMMAND BOARD 110-120V	45620.1
FAN	45633
TOP HOUSING ORANGE PLASTIC PIECE	45706
SCREW SET OF CONTROL CASE(3)	45706.1
LOWER HOUSING ORANGE PLASTIC PIEC	45707
LOCK BUTTON	45708
HANDLE CAP PROTECTORS (ONE)	45710
COMPLETE HOUSING WITH SCREWS	45711
COMPLETE CONTROL CASE 220-240 V	45712
COMPLETE CONTROL CASE 110-120 V	45712.1
SLEEVE & COMPLETE HANDLE & LABEL & CAP	45830
LOWER HOUSING	45831
MOTOR ARMATURE	45835
MOTOR ARMATURE (110-120 V)	45835.1
MOTOR (220-240V)	45836
MOTOR (110-120 V)	45836.1
MOTOR BEARING SLEEVE	7912
POWER CORD (220-240V)	9011.1
ARMATURE COUPLER	9028
POWER CORD (110-120 V)	9040.1
COUPLING CAGE + PIN SMX	9051S
POWER CORD (AUTRALIA)	9066.1
POWER CORD (ENGLAND)	9067.1

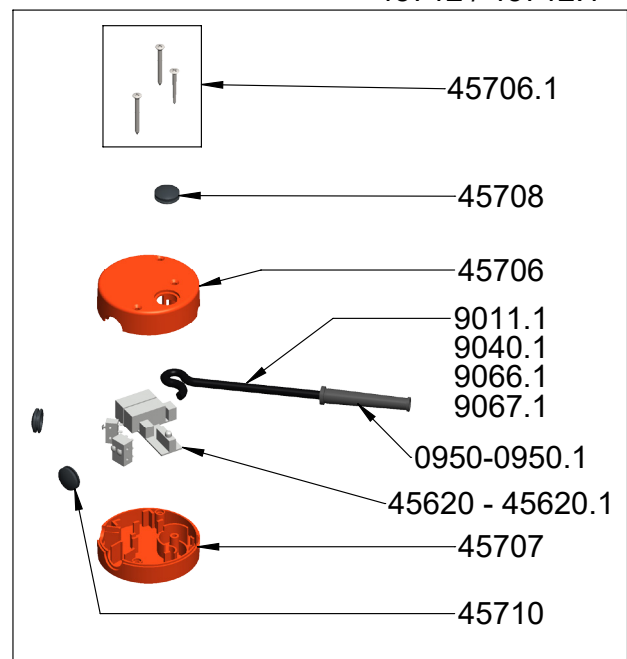


AC072

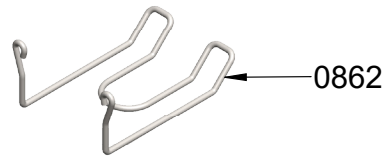
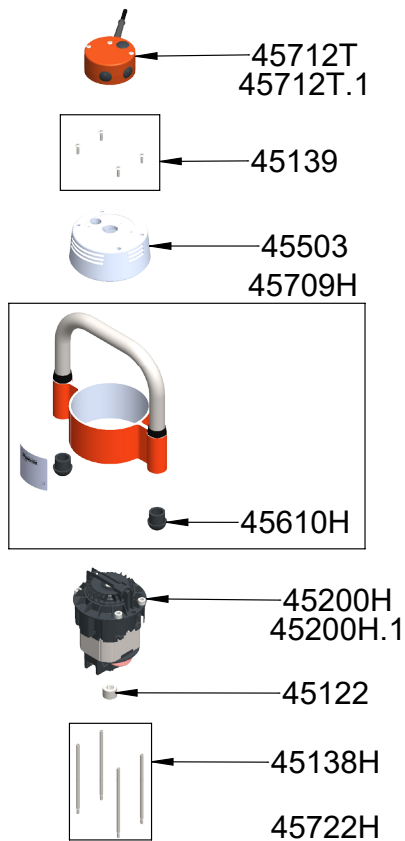
45836 / 45836.1



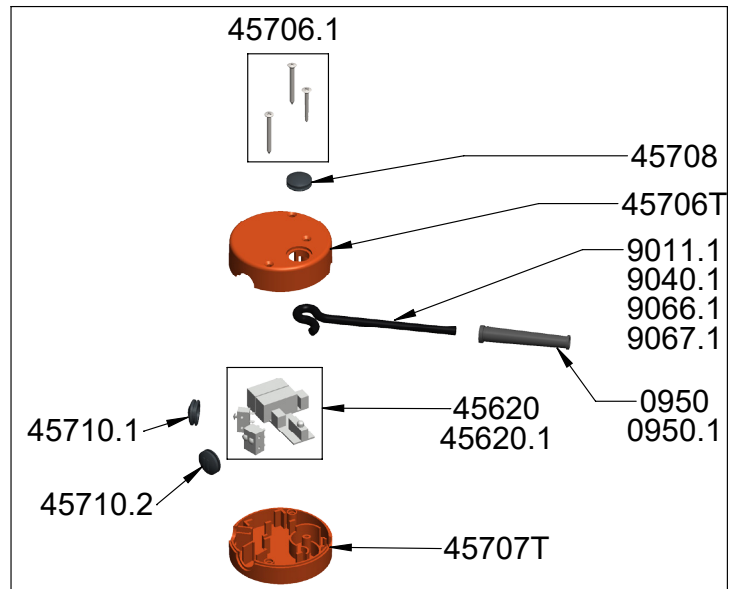
45712 / 45712.1



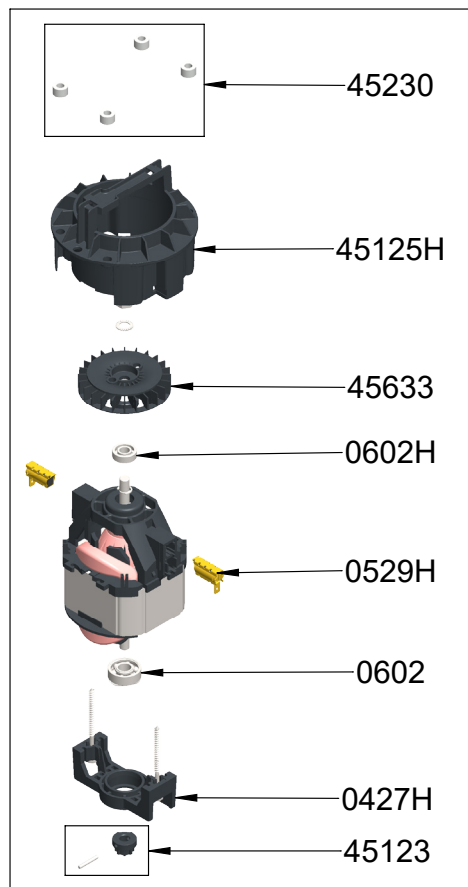
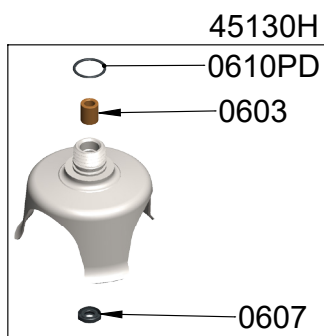
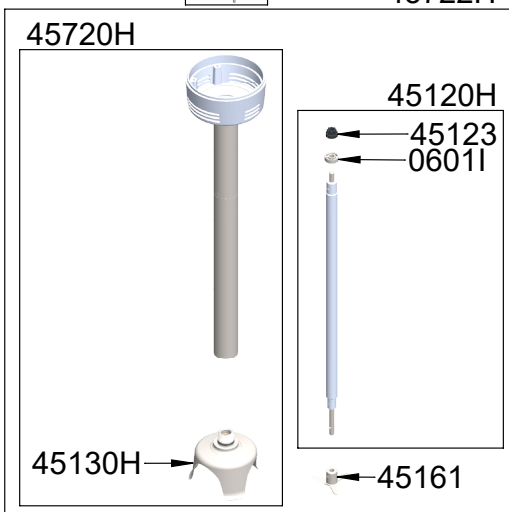
Parts list	Ref
LOWER MOTOR CASING	0427H
MOTOR BRUSHES (PAIR)	0529H
BALL BEARING	0601I
MOTOR BEARING	0602
SMALL MOTOR BEARING	0602H
SELF LUBRICATING RING	0603
WATERPROOF SEAL	0607
TORIC JOINT	0610PD
WALL BRACKET	0862
STRAIN RELIEF 220-240 V	0950
STRAIN RELIEF 110-120 V	0950.1
SHAFT & BEARING	45120H
COUPLING SLEEVES	45122
COUPLER	45123
FAN HOUSING PLASTIC	45125H
LOWER BEARING ASSEMBLY	45130H
SPACERS (4)	45138H
SPACERS SCREWS (4)	45139
CUTTER BLADE	45161
MOTOR SMX TURBO 850W 220-240V 50-60Hz	45200H
MOTOR SMX TURBO 110-120V 60Hz	45200H.1
SQUEEZING WASHERS (4)	45230
TOP HOUSING	45503
HANDLE CAP (2)	45610H
COMMAND BOARD 220-240V	45620
COMMAND BOARD 110-120V	45620.1
FAN	45633
SCREW SET OF CONTROL CASE(3)	45706.1
TOP HOUSING ORANGE PLASTIC PIECE	45706.T
BOTTOM HOUSING ORANGE PLASTIC PIECE	45707.T
LOCK BUTTON	45708
SLEEVE & COMPLETE HANDLE & LABEL & CAP	45709H
SPEED 1 HANDLE CAP PROTECTOR	45710.1
SPEED 2 HANDLE CAP PROTECTOR	45710.2
COMPLETE CONTROL CASING 220-240V	45712.T
COMPLETE CONTROL CASING 110-120V	45712.T.1
FOOT ASSEMBLY WITH LOWER BEARING	45720H
COMPLETE FOOD ASSEMBLY	45722H
POWER CORD (220-240V)	9011.1
POWER CORD (110-120 V)	9040.1
POWER CORD (AUTRALIA)	9066.1
POWER CORD (ENGLAND)	9067.1



45712T-45712T.1


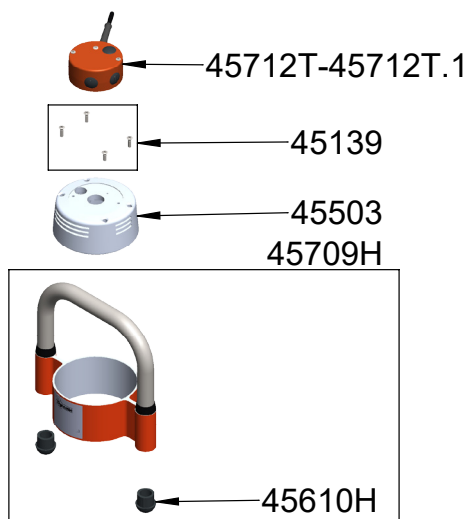


45200H-45200H.1

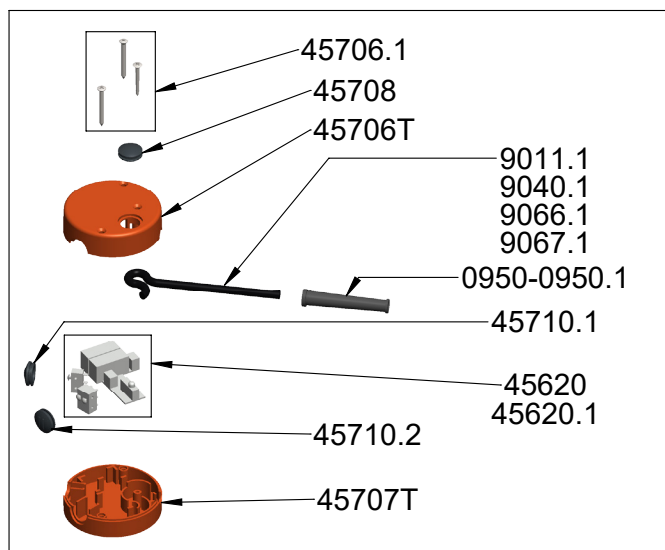


SMX 700 TURBO

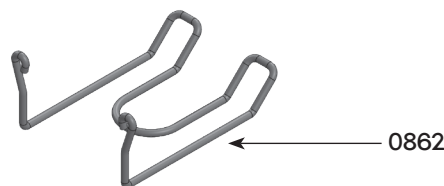
Ref MX040T



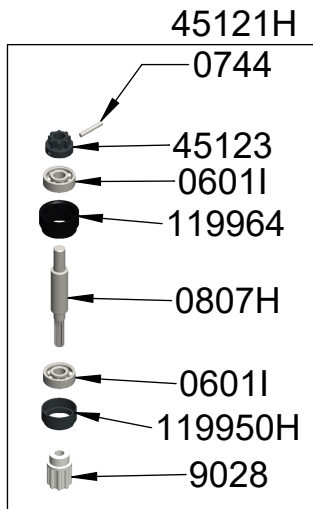
45712T-45712T.1



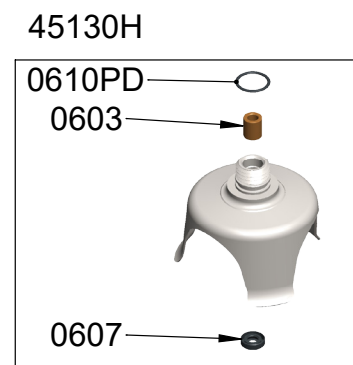
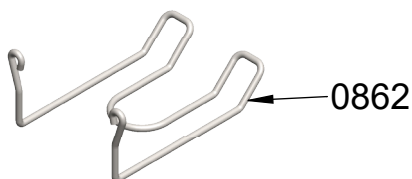
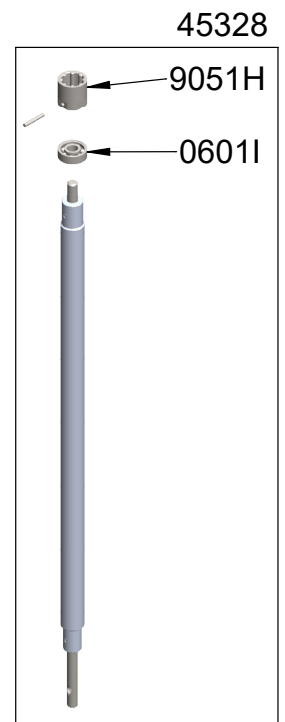

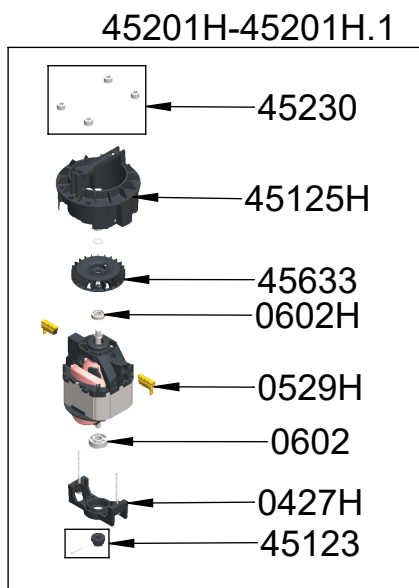
Parts list	Ref
LOWER MOTOR CASING	0427H
MOTOR BRUSHES (PAIR)	0529H
BALL BEARING	0601I
MOTOR BEARING	0602
SMALL MOTOR BEARING	0602H
PIN 3X20	0744
EQUIPPED OUTPUT AXLE SMX TURBO	0807H
WALL BRACKET	0862
STRAIN RELIEF 220-240 V	0950
STRAIN RELIEF 110-120 V	0950.1
RED SILICONE BALL BEARING RING	119950H
BALL BEARING RING	119964
EXIT SHAFT	45121H
COUPLING SLEEVES	45122
COUPLER	45123
FAN HOUSING PLASTIC	45125H
SPACERS (4)	45138H
SPACERS SCREWS (4)	45139
EQUIPPED MOTOR SMX TURBO 925W 220-240V	45201H
EQUIPPED MOTOR SMX TURBO 925W 110-120V	45201H.1
SQUEEZING WASHERS (4)	45230
TOP HOUSING	45503
HANDLE CAP (2)	45610H
COMMAND BOARD 220-240V	45620
COMMAND BOARD 110-120V	45620.1
FAN	45633
SCREW SET OF CONTROL CASE(3)	45706.1
TOP HOUSING ORANGE PLASTIC PIECE	45706.T
BOTTOM HOUSING ORANGE PLASTIC PIECE	45707.T
LOCK BUTTON	45708
SLEEVE & COMPLETE HANDLE & LABEL & CAP	45709H
SPEED 1 HANDLE CAP PROTECTOR	45710.1
SPEED 2 HANDLE CAP PROTECTOR	45710.2
COMPLETE CONTROL CASING 220-240V	45712.T
COMPLETE CONTROL CASING 110-120V	45712.T.1
LOWER HOUSING	45831H
POWER CORD (220-240V)	9011.1
ARMATURE COUPLER	9028
POWER CORD (110-120 V)	9040.1
POWER CORD (AUTRALIA)	9066.1
POWER CORD (ENGLAND)	9067.1



SMX 700 TURBO Tool - Ref AC075T (Complete Attachment)



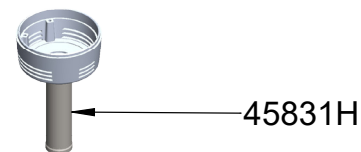
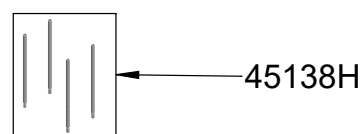
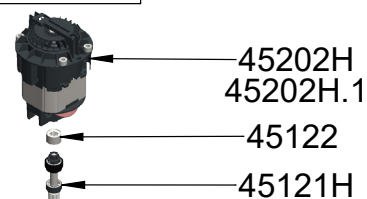
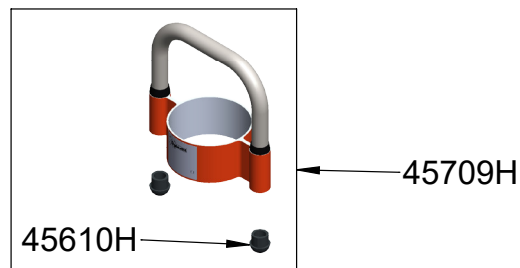
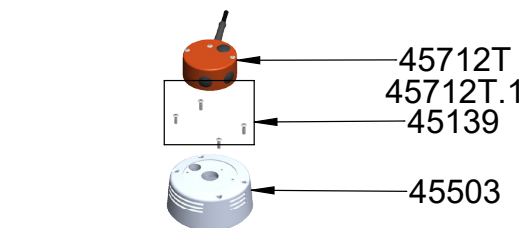
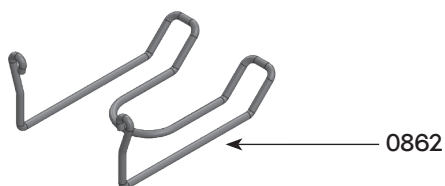
Parts list	Ref
BALL BEARING	0601I
SELF LUBRICATING RING	0603
WATERPROOF SEAL	0607
TORIC JOINT	0610PD
TORIC JOINT 27 X2	0640
RED SILICONE BALL BEARING RING	119950H
LOWER BEARING ASSEMBLY	45130H
CUTTER BLADE	45161
SHAFT	45328
FOOT ASSEMBLY	45329
ARMATURE COUPLER	9028
COUPLING CAGE + PIN SMX TURBO	9051H



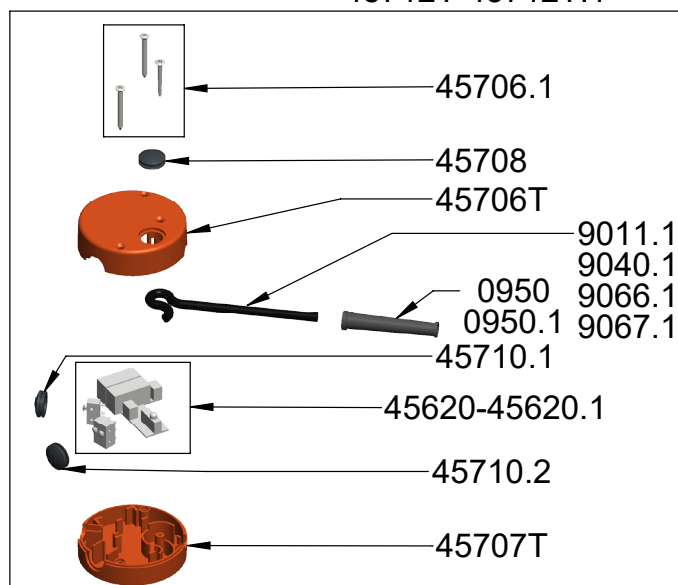
SMX 800 TURBO

Ref MX001T

Parts list	Ref
LOWER MOTOR CASING	0427H
MOTOR BRUSHES (PAIR)	0529H
BALL BEARING	0601I
MOTOR BEARING	0602
SMALL MOTOR BEARING	0602H
PIN 3X20	0744
EQUIPPED OUTPUT AXLE SMX TURBO	0807H
WALL BRACKET	0862
STRAIN RELIEF 220-240 V	0950
STRAIN RELIEF 110-120 V	0950.1
RED SILICONE BALL BEARING RING	119950H
BALL BEARING RING	119964
EXIT SHAFT	45121H
COUPLING SLEEVES	45122
COUPLER	45123
FAN HOUSING PLASTIC	45125H
SPACERS (4)	45138H
SPACERS SCREWS (4)	45139
EQUIPPED MOTOR SMX TURBO 1000W 220-240V	45202H
EQUIPPED MOTOR SMX TURBO 1000W 110-120V	45202H.1
SQUEEZING WASHERS (4)	45230
TOP HOUSING	45503
HANDLE CAP (2)	45610H
COMMAND BOARD 220-240V	45620
COMMAND BOARD 110-120V	45620.1
FAN	45633
SCREW SET OF CONTROL CASE(3)	45706.1
TOP HOUSING ORANGE PLASTIC PIECE	45706.T
BOTTOM HOUSING ORANGE PLASTIC PIECE	45707.T
LOCK BUTTON	45708
SLEEVE & COMPLETE HANDLE & LABEL & CAP	45709H
SPEED 1 HANDLE CAP PROTECTOR	45710.1
SPEED 2 HANDLE CAP PROTECTOR	45710.2
COMPLETE CONTROL CASING 220-240V	45712.T
COMPLETE CONTROL CASING 110-120V	45712.T.1
LOWER HOUSING	45831H
POWER CORD (220-240V)	9011.1
ARMATURE COUPLER	9028
POWER CORD (110-120 V)	9040.1
POWER CORD (AUTRALIA)	9066.1
POWER CORD (ENGLAND)	9067.1

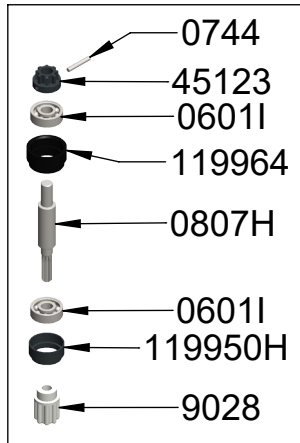


45712T-45712T.1



SMX 800 TURBO Tool - Ref AC076T (Complete Attachment)

45121H




Parts list


Ref

Parts list	Ref
BALL BEARING	0601I
SELF LUBRICATING RING	0603
WATERPROOF SEAL	0607
TORIC JOINT	0610PD
TORIC JOINT 27 X2	0640
RED SILICONE BALL BEARING RING	119950H
LOWER BEARING ASSEMBLY	45130H
CUTTER BLADE	45161
SHAFT	45324
TUBE	45325
ARMATURE COUPLER	9028
COUPLING CAGE + PIN SMX TURBO	9051H


45202H-45202H.1



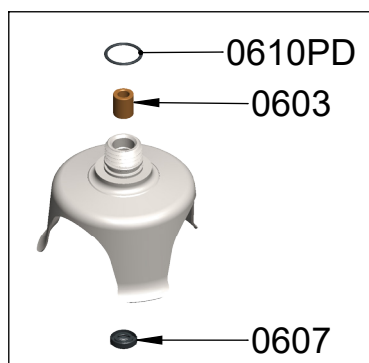
45325



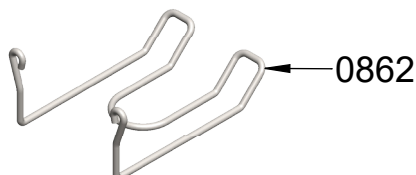
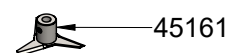
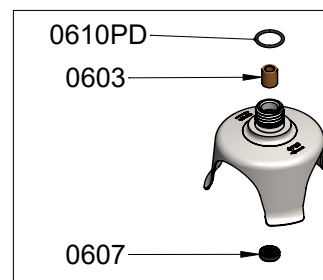
45324



45130H



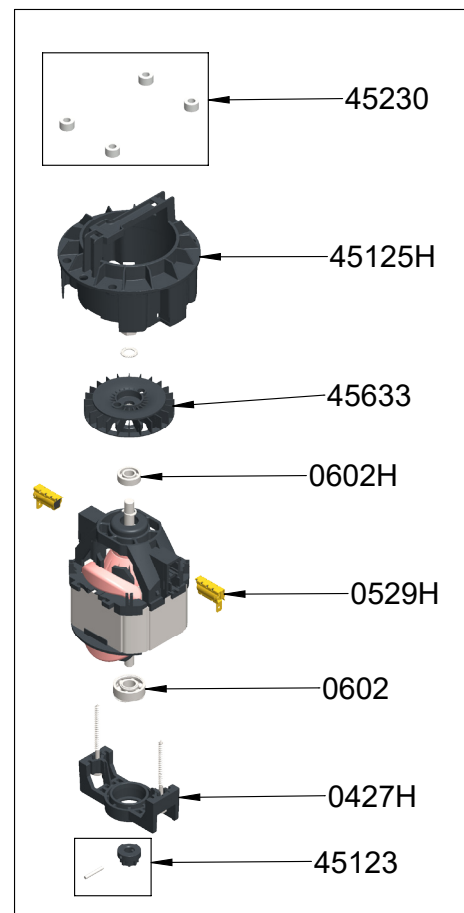
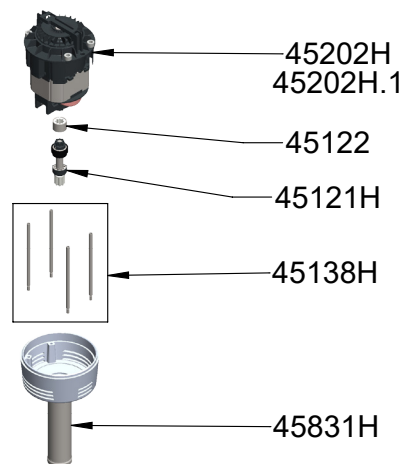
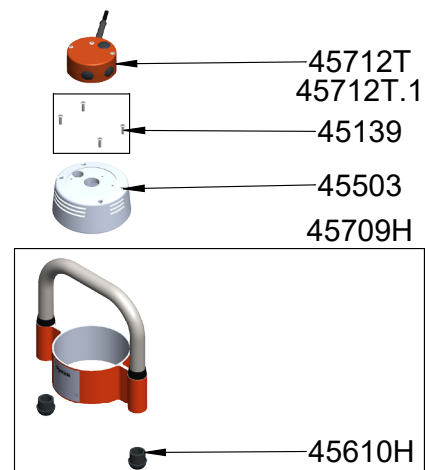

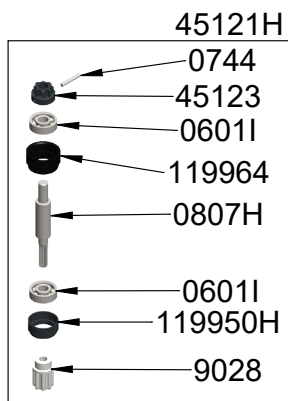
45130H



SMX BLENDER TURBO

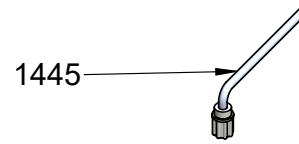
Ref MX125T

Parts list	Ref
LOWER MOTOR CASING	0427H
MOTOR BRUSHES (PAIR)	0529H
BALL BEARING	0601I
MOTOR BEARING	0602
SMALL MOTOR BEARING	0602H
PIN 3X20	0744
EQUIPPED OUTPUT AXLE SMX TURBO	0807H
WALL BRACKET	0862
STRAIN RELIEF 220-240 V	0950
STRAIN RELIEF 110-120 V	0950.1
RED SILICONE BALL BEARING RING	119950H
BALL BEARING RING	119964
EXIT SHAFT	45121H
COUPLING SLEEVES	45122
COUPLER	45123
FAN HOUSING PLASTIC	45125H
SPACERS (4)	45138H
SPACERS SCREWS (4)	45139
EQUIPPED MOTOR SMX TURBO 1000W 220-240V	45202H
EQUIPPED MOTOR SMX TURBO 1000W 110-120V	45202H.1
SQUEEZING WASHERS (4)	45230
TOP HOUSING	45503
HANDLE CAP (2)	45610H
COMMAND BOARD 220-240V	45620
COMMAND BOARD 110-120V	45620.1
FAN	45633
SCREW SET OF CONTROL CASE(3)	45706.1
TOP HOUSING ORANGE PLASTIC PIECE	45706.T
BOTTOM HOUSING ORANGE PLASTIC PIECE	45707.T
LOCK BUTTON	45708
SLEEVE & COMPLETE HANDLE & LABEL & CAP	45709H
SPEED 1 HANDLE CAP PROTECTOR	45710.1
SPEED 2 HANDLE CAP PROTECTOR	45710.2
COMPLETE CONTROL CASING 220-240V	45712.T
COMPLETE CONTROL CASING 110-120V	45712.T.1
LOWER HOUSING	45831H
POWER CORD (220-240V)	9011.1
ARMATURE COUPLER	9028
POWER CORD (110-120 V)	9040.1
POWER CORD (AUTRALIA)	9066.1
POWER CORD (ENGLAND)	9067.1

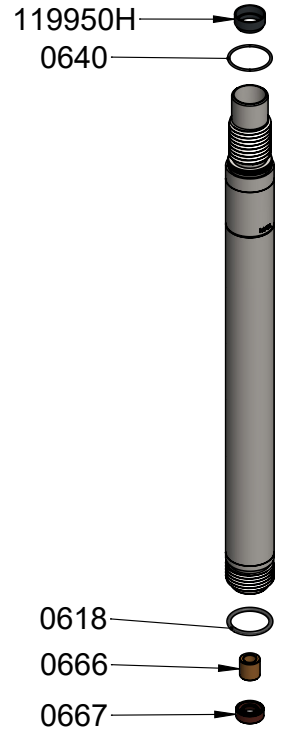


Blender SMX TURBO Tool - Ref AC072T (Complete Attachment)

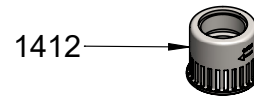
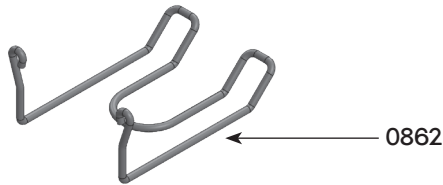
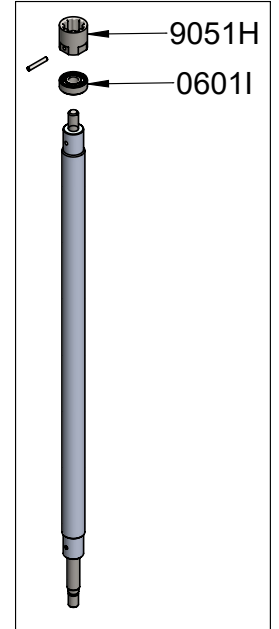
Parts list	Ref
BALL BEARING	06011
SEALS FOR BEARING ASSEMBLY (2)	0618
TORIC JOINT 27 X2	0640
SELF LUBRICATING RING	0666
WATERPROOF SEAL 10X22X7	0667
RED SILICONE BALL BEARING RING	119950H
BLENDER SMX BELL	1412
BLENDER SMX HAMMER	1413
SMX BLENDER KEY	1445
STAINLESS STEEL SHAFT SMX BLENDER TURBO	45326
TUBE	45327
ARMATURE COUPLER	9028
COUPLING CAGE + PIN SMX TURBO	9051H



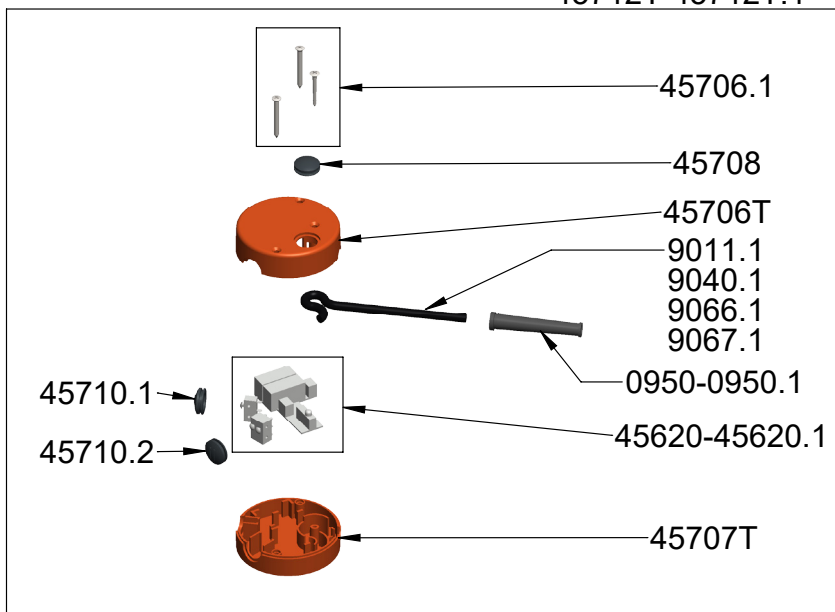
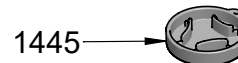
45327



45326



45712T-45712T.1



SMX 300 CC TURBO

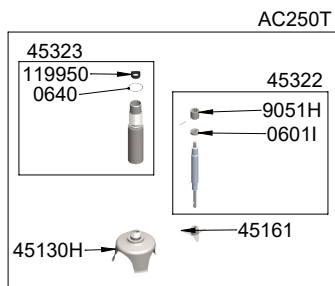
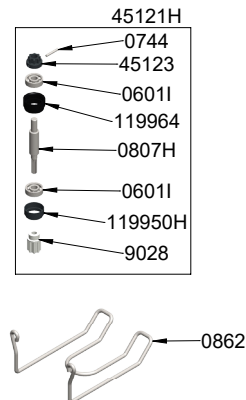
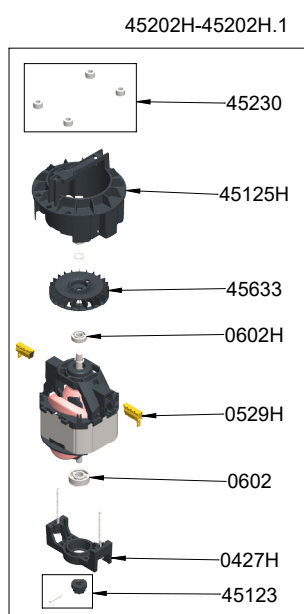

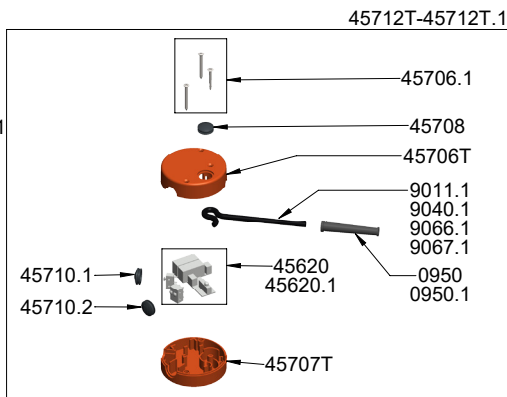
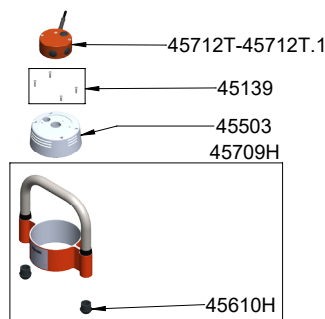
Ref MX150T

Parts list

Ref

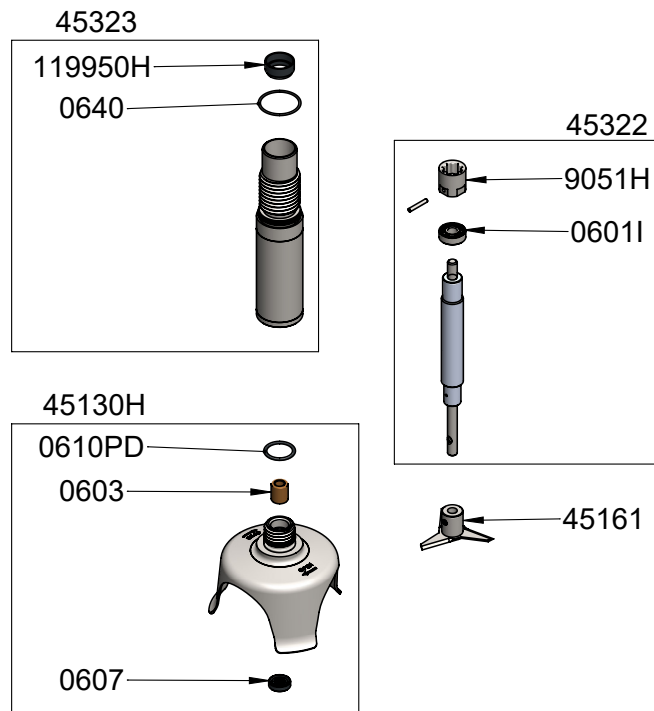
LOWER MOTOR CASING	0427H
MOTOR BRUSHES (PAIR)	0529H
BALL BEARING	0601I
MOTOR BEARING	0602
SMALL MOTOR BEARING	0602H
PIN 3X20	0744
EQUIPPED OUTPUT AXLE SMX TURBO	0807H
WALL BRACKET	0862
STRAIN RELIEF 220-240 V	0950
STRAIN RELIEF 110-120 V	0950.1
RED SILICONE BALL BEARING RING	119950H
BALL BEARING RING	119964
EXIT SHAFT	45121H
COUPLING SLEEVES	45122
COUPLER	45123
FAN HOUSING PLASTIC	45125H
SPACERS (4)	45138H
SPACERS SCREWS (4)	45139
EQUIPPED MOTOR SMX TURBO 1000W 220-240V	45202H
EQUIPPED MOTOR SMX TURBO 1000W 110-120V	45202H.1
SQUEEZING WASHERS (4)	45230

TOP HOUSING	45503
HANDLE CAP (2)	45610H
COMMAND BOARD 220-240V	45620
COMMAND BOARD 110-120V	45620.1
FAN	45633
SCREW SET OF CONTROL CASE(3)	45706.1
TOP HOUSING ORANGE PLASTIC PIECE	45706.T
BOTTOM HOUSING ORANGE PLASTIC PIECE	45707.T
LOCK BUTTON	45708
SLEEVE & COMPLETE HANDLE & LABEL & CAP	45709H
SPEED 1 HANDLE CAP PROTECTOR	45710.1
SPEED 2 HANDLE CAP PROTECTOR	45710.2
COMPLETE CONTROL CASING 220-240V	45712.T
COMPLETE CONTROL CASING 110-120V	45712.T.1
LOWER HOUSING	45831H
POWER CORD (220-240V)	9011.1
ARMATURE COUPLER	9028
POWER CORD (110-120 V)	9040.1
POWER CORD (AUTRALIA)	9066.1
POWER CORD (ENGLAND)	9067.1



M300CC SMX TURBO Tool - Ref AC250T
(Complete Attachment)

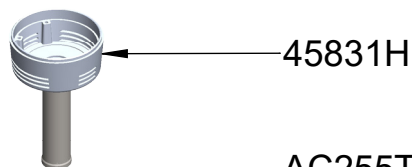
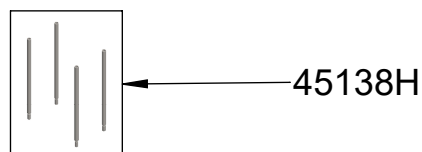
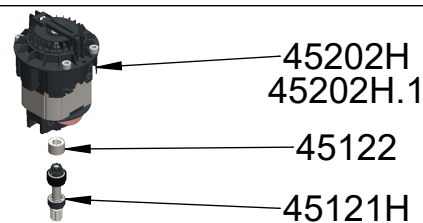
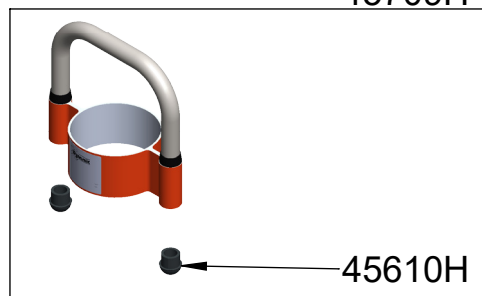
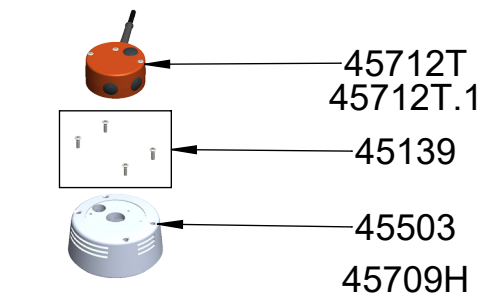
Parts list	Ref
BALL BEARING	0601I
SELF LUBRICATING RING	0603
WATERPROOF SEAL	0607
TORIC JOINT	0610PD
TORIC JOINT 27 X2	0640
RED SILICONE BALL BEARING RING	119950H
LOWER BEARING ASSEMBLY	45130H
CUTTER BLADE	45161
SHAFT	45322
TUBE	45323
ARMATURE COUPLER	9028
COUPLING CAGE + PIN SMX TURBO	9051H



SMX BLENDER 300 TURBO

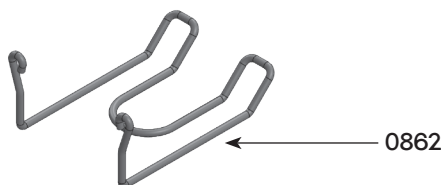
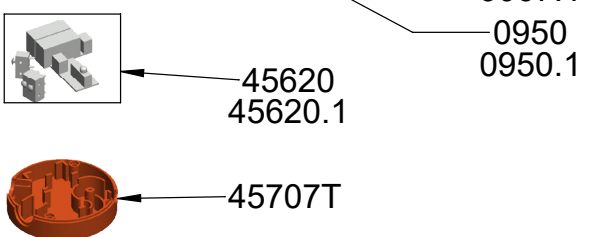
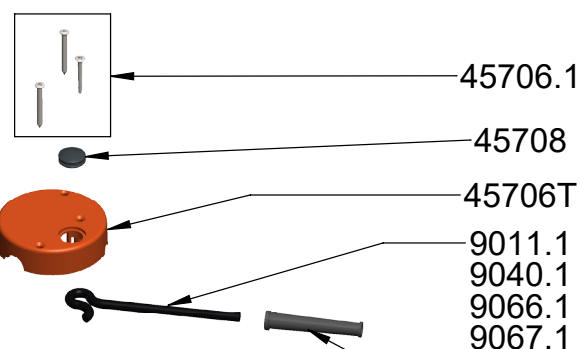
Ref MX155T

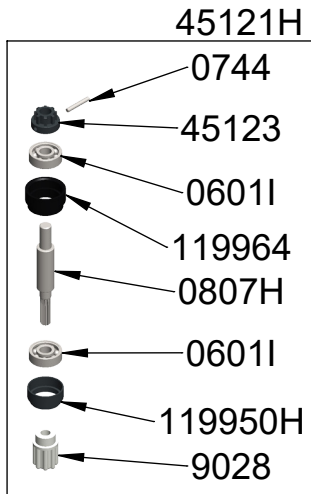
Parts list	Ref
LOWER MOTOR CASING	0427H
MOTOR BRUSHES (PAIR)	0529H
BALL BEARING	0601I
MOTOR BEARING	0602
SMALL MOTOR BEARING	0602H
PIN 3X20	0744
EQUIPPED OUTPUT AXLE SMX TURBO	0807H
WALL BRACKET	0862
STRAIN RELIEF 220-240 V	0950
STRAIN RELIEF 110-120 V	0950.1
RED SILICONE BALL BEARING RING	119950H
BALL BEARING RING	119964
EXIT SHAFT	45121H
COUPLING SLEEVES	45122
COUPLER	45123
FAN HOUSING PLASTIC	45125H
SPACERS (4)	45138H
SPACERS SCREWS (4)	45139
EQUIPPED MOTOR SMX TURBO 1000W 220-240V	45202H
EQUIPPED MOTOR SMX TURBO 1000W 110-120V	45202H.1
SQUEEZING WASHERS (4)	45230
TOP HOUSING	45503
HANDLE CAP (2)	45610H
COMMAND BOARD 220-240V	45620
COMMAND BOARD 110-120V	45620.1
FAN	45633
SCREW SET OF CONTROL CASE(3)	45706.1
TOP HOUSING ORANGE PLASTIC PIECE	45706.T
BOTTOM HOUSING ORANGE PLASTIC PIECE	45707.T
LOCK BUTTON	45708
SLEEVE & COMPLETE HANDLE & LABEL & CAP	45709H
SPEED 1 HANDLE CAP PROTECTOR	45710.1
SPEED 2 HANDLE CAP PROTECTOR	45710.2
COMPLETE CONTROL CASING 220-240V	45712.T
COMPLETE CONTROL CASING 110-120V	45712.T.1
LOWER HOUSING	45831H
POWER CORD (220-240V)	9011.1
ARMATURE COUPLER	9028
POWER CORD (110-120 V)	9040.1
POWER CORD (AUTRALIA)	9066.1
POWER CORD (ENGLAND)	9067.1



AC255T

45712T-45712.T.1




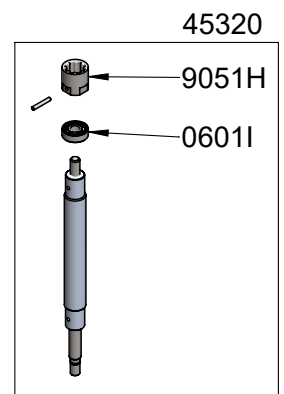
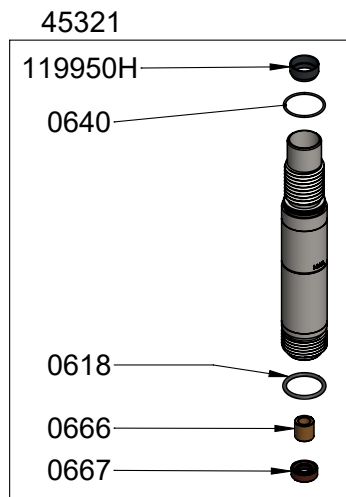
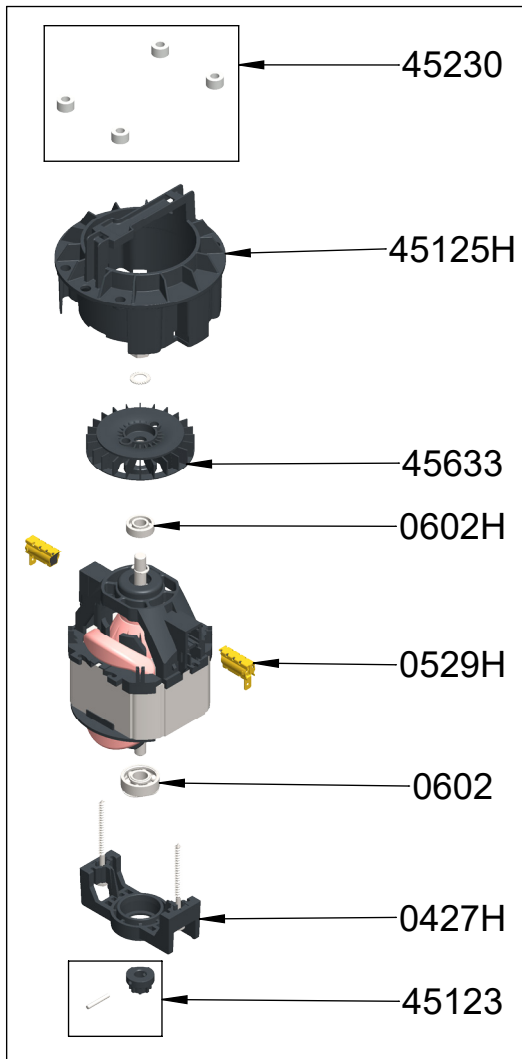




BLENDER tool SMX TURBO - Ref AC255T (Complete Attachment)

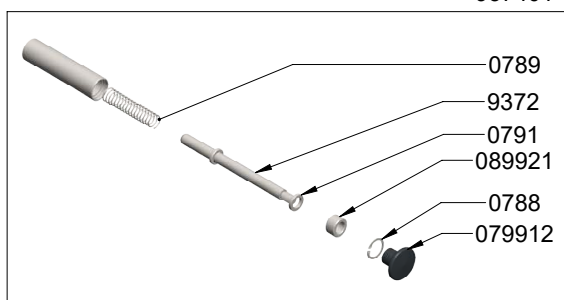
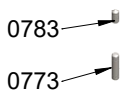
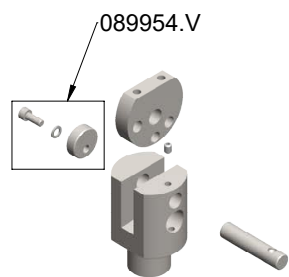
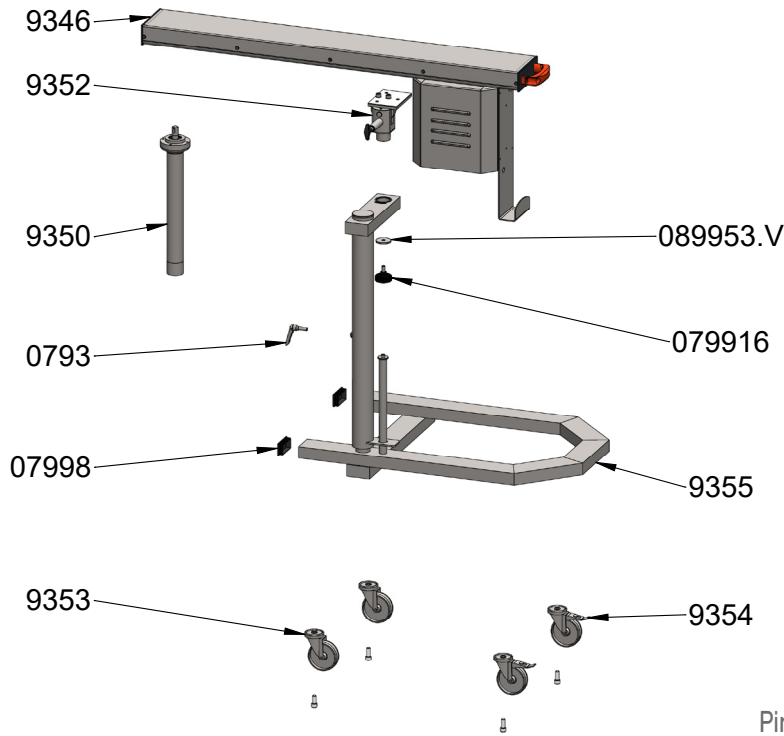
Parts list	Ref
BALL BEARING	06011
SEALS FOR BEARING ASSEMBLY (2)	0618
TORIC JOINT 27 X2	0640
SELF LUBRIFICATING RING	0666
WATERPROOF SEAL 10x22x7	0667
RED SILICONE BALL BEARING RING	119950H
BLENDER SMX BELL	1412
BLENDER SMX HAMMER	1413
SMX BLENDER KEY	1445
SHAFT	45320
TUBE	45321
MOTOR BEARING SLEEVE	7912
ARMATURE COUPLER	9028
COUPLING CAGE + PIN SMX TURBO	9051H

45202H-45202H.1



Standard frame

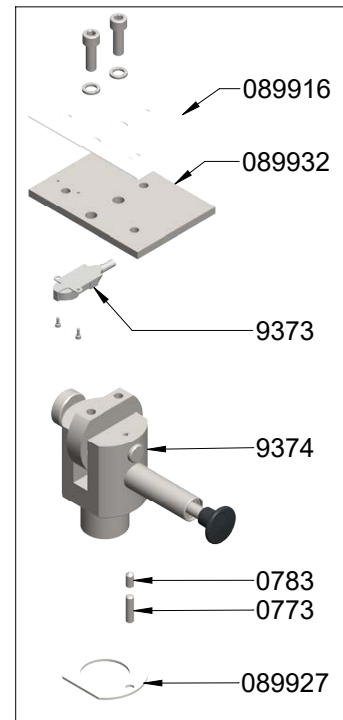
Parts list	Ref
PLAIN SCREW M8 X 30	0793
STHC SCREW M8X16	079916
INSUTATING SHEET	07998
INTERPOLATED SHEET	089953.V
JIB PLATE HOLDER	9344
SWITCH + SCREW	9346
PIN-BRAKE + ECCENTRIC + CAM + CAM AXLE	9350



Pin-brake assembling 9352

DETACHABLE HANDLE	0793
TIGHTENING KNOB	079916
80X40 CAP	07998
RING 50 X 12 X 5 STAINLESS STEEL GIGAMIX	089953.V
HANDLE REPLACING SET	9344
JIB ASSEMBLING	9346
FOOT ASSEMBLY WITHOUT BELL	9350
PIN BRAKE ASSEMBLING	9352
WHEEL WITHOUT BRAKE + SCREW (UNIT)	9353
BRAKE WHEEL + SCREW (UNIT)	9354
FRAME + JIB HOLDER	9355

9352



Pin-brake + eccentric + cam 9374

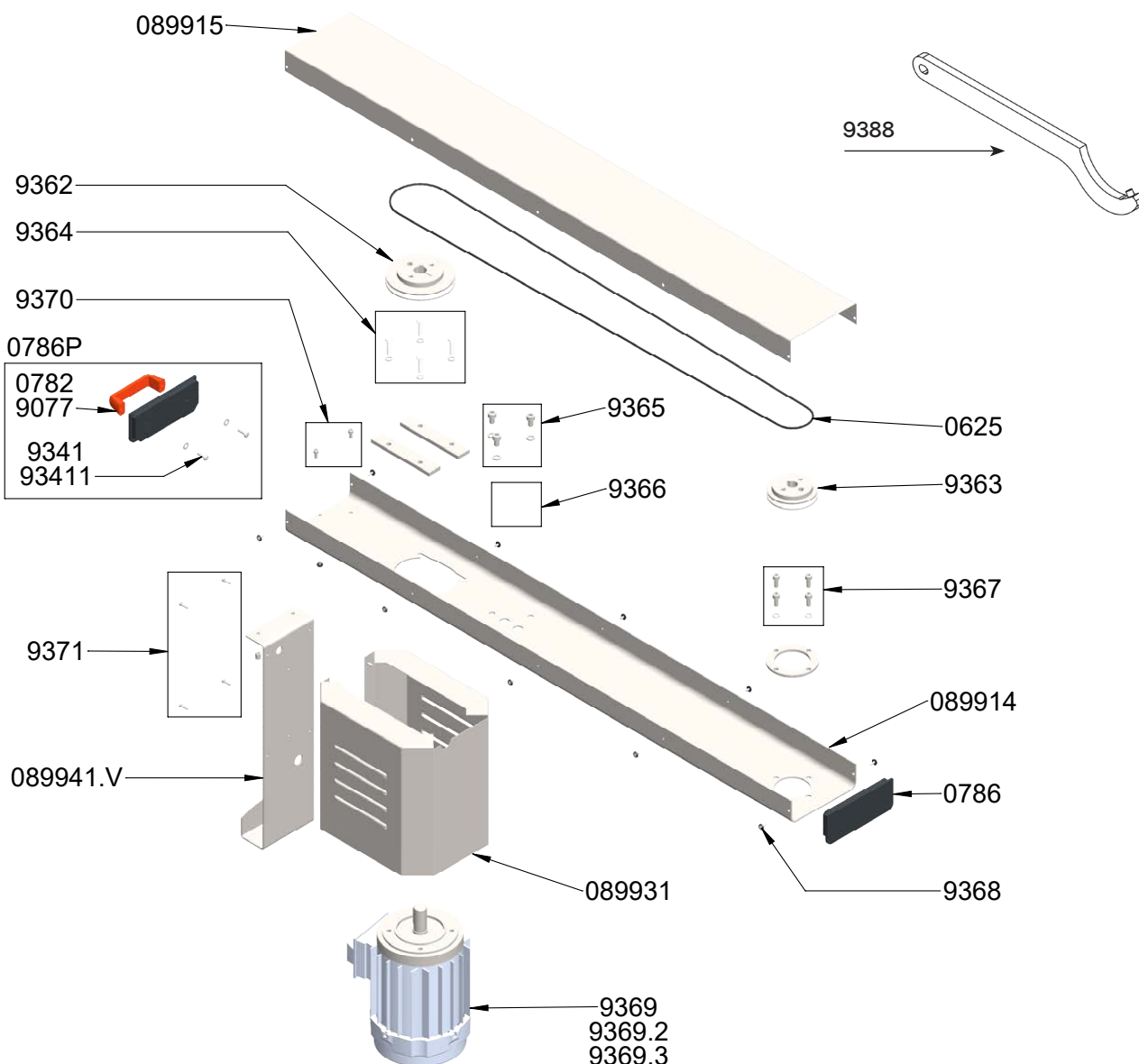
Parts list	Ref
PLAIN SCREW M8 X 30	0773
STHC SCREW M8X16	0783
ELASTIC RING FOR BRAKE THRUST	0788
COMPRESSION SPRING	0789
ELASTIC RING FOR BRAKE AXLE	0791
BRAKE HANDLE	079912
BRAKE THRUST	089921
EXENTRIC STAINLESS STEEL GIGAMIX	089954.V
BRAKE AXLE	9372
CLUTCH RELEASE SHAFT ASSEMBLY	937401

937401

Jib assembling..... 9346

Parts list	Ref
TRANSMISSION BELT	0625
HANDLE	0782
FRONT JIB CAP FOR GIGAMIX	0786
BACK JIP CAP FOR GIGAMIX	0786P
JIB HOLDER	089914
COVER	089915
MOTOR HOUSING	089931
CONTROL BOX METAL SUPPORT	089941.V
HANDLE	9077
SCREW SET + WASHERS FOR BACK JIP CAP (BEFORE 01-01-2024)	9341
SCREW SET + WASHERS FOR BACK JIP CAP (>01-01-2024)	93411
DIRECTING PULLEY + HUB	9362

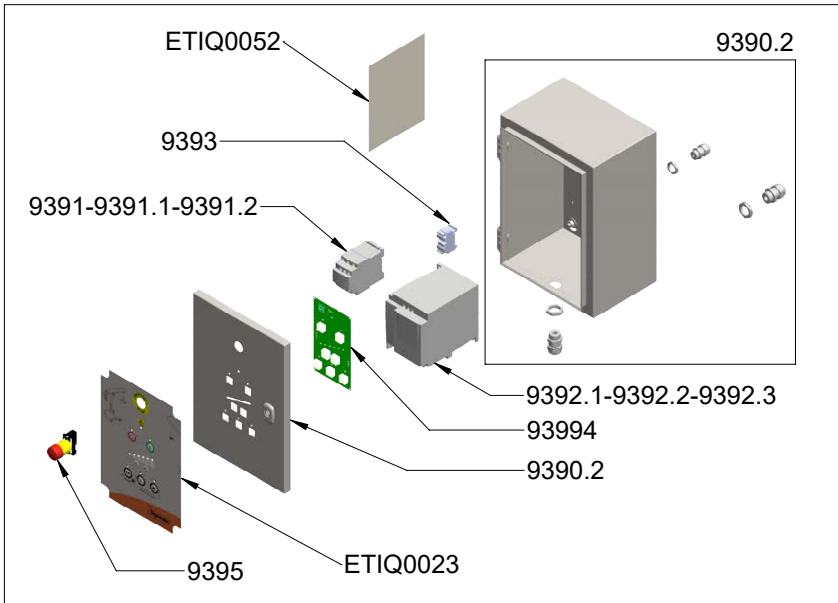
CONDUCTING PULLEY + HUB	9363
SCREW SET + WASHERS FOR MOTOR	9364
SCREW SET + WASHERS FOR FIXING JIB	9365
SCREW SET + WASHERS FOR AXLE BRAKE	9366
SCREW SET + WASHERS FOR TUBE	9367
SCREW SET + HOOD WASHER	9368
400V 3-PHASED MOTOR	9369
220V SINGLE-PHASE MOTOR	9369.2
220V 3-PHASED MOTOR	9369.3
SCREW SET + NUTS FOR SHEET ON JIB	9370
SCREW SET TO FIX SHEET ON MOTOR	9371
HOOK WRENCH	9388



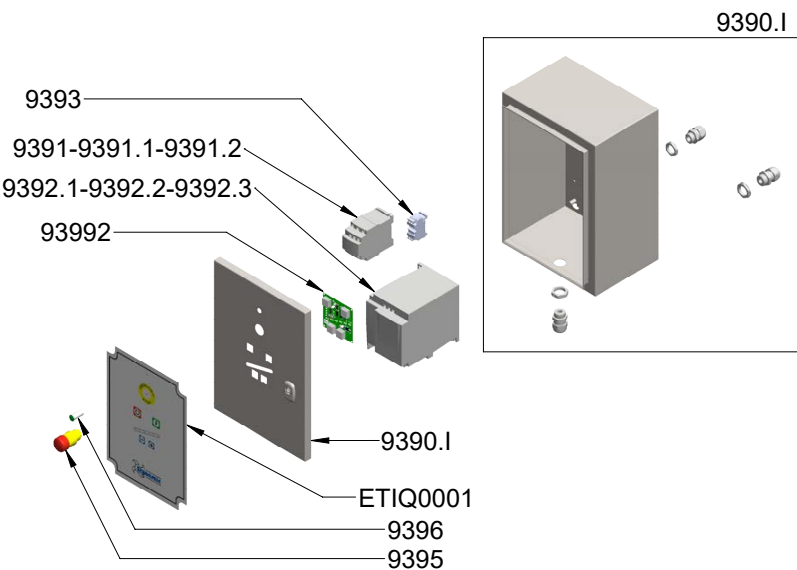
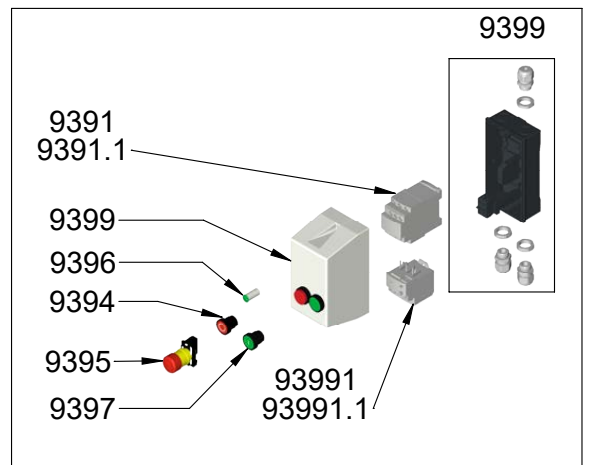
Parts list	Ref
STAINLESS STEEL BOX (VARIABLE SPEED)	9390.1
COMPLETE CONTROL BOX 400V TRI + N	939010
220-240V SINGLE PHASED COMPLETE CONTROL BOX	939010.1
220-240V 3-PHASED COMPLETE CONTROL BOX	939010.2
MOTOR CONTACTOR	9391
MOTOR 3-PHASED CONTACTOR 220V	9391.1
MOTOR 1-PHASED CONTACTOR 220-240V	9391.2
COMPLETE ON/OFF CONTROL BOX 400V TRI + N	939110
220-230V SINGLE PHASED COMPLETE ON/OFF CONTROL BOX	939110.2
VARIABLE SPEED DRIVER TRI 240 V 2.2 KW	9392.1
ONE-PHASED VARIABLE SPEED DRIVER 240 V 2.2 KW	9392.2
VARIABLE SPEED DRIVER TRI 400 V + N 2.2 KW	9392.3
CONNECTION TERMINAL	9393
STOP PUSH BUTTON	9394

EMERGENCY PUSH BUTTON	9395
ON/OFF LIGHT	9396
ON/OFF PUSH BUTTON	9397
BOX CASE + PE VERSION MIA	9399
4-6A THERMIC RELAY	93991
220V 3-PHASED THERMIC RELAY 7-10A	93991.1
GIGAMIX COMMAND CIRCUIT	93992
GIGAMIX 3-PHASED POWER CORD	93993
GIGAMIX 3-PHASED POWER CORD WITHOUT NEUTRAL	93993.1
GIGAMIX 1-PHASED POWER CORD	93993.2
GIGAMIX COMMAND CIRCUIT (SPEED1 + SPEED 2 + VARIABLE SPEED)	93994
FRONT LABEL FOR GIGAMIX / POWERPRO	ETIQ0001
GIGAMIX FRONT LABEL	ETIQ0023
GIGAMIX USING LABEL	ETIQ0052

939010-939010.1-939010.2

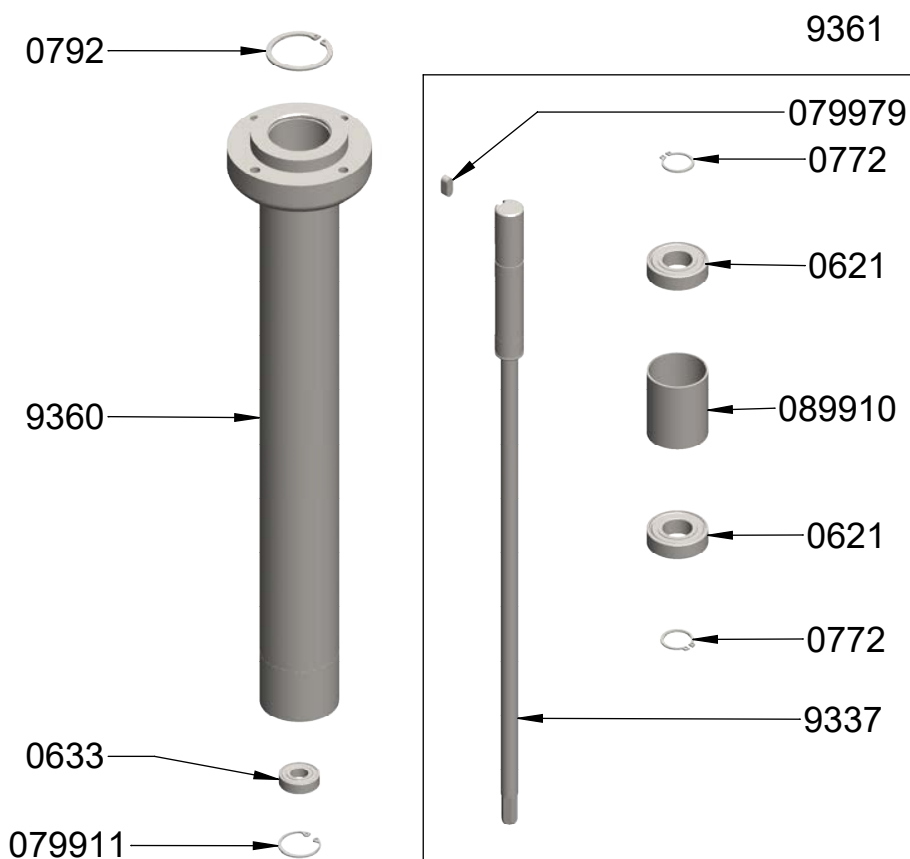


939110-939110.2



Foot attachment assembling..... 9350

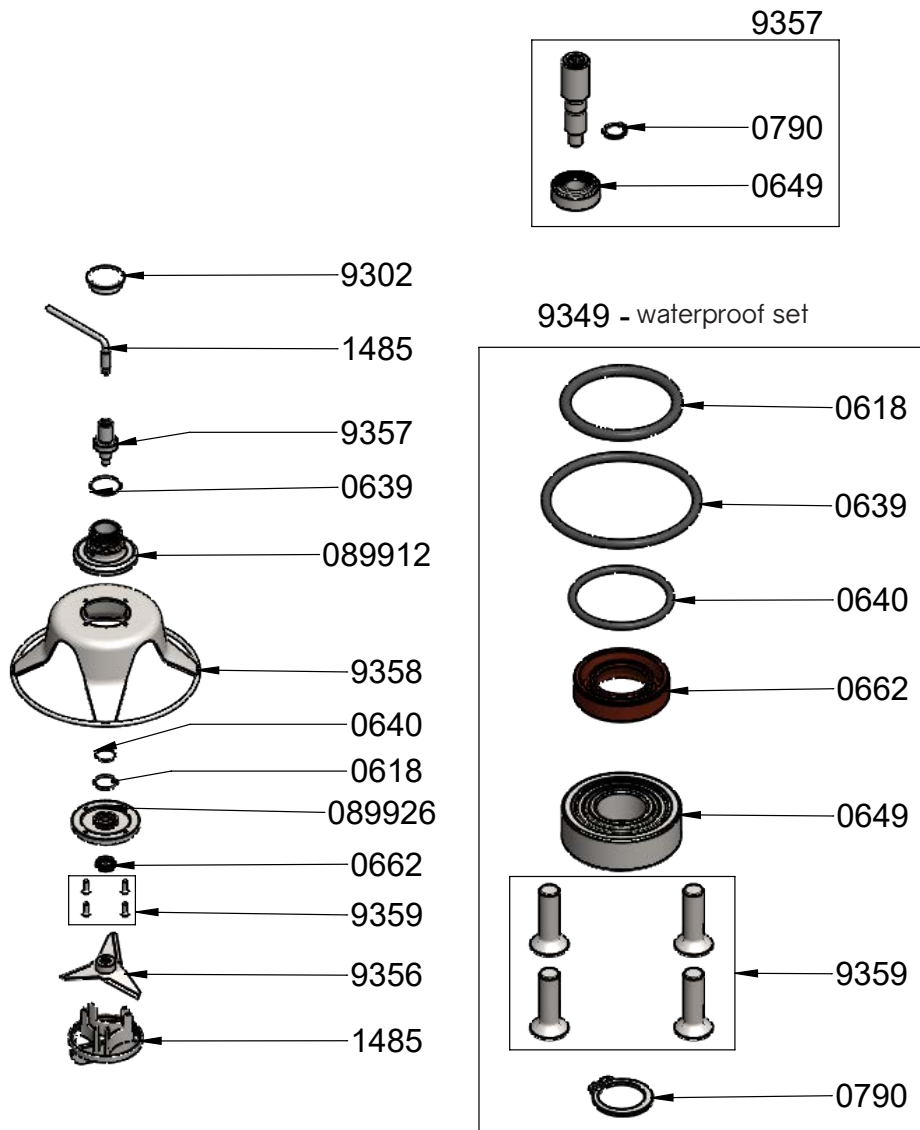
Parts list	Ref
UPPER AND LOWER BEARING	0621
BALL BEARING	0633
GIGAMIX MIXER FOOT CIRCLIPS (2)	0772
ELASTIC RING FOR UPPER BEARING HOLDER	0792
ELASTIC RING CASE	079911
PIN 6 X 6 X 20	079979
BEARING SPACER	089910
SHAFT FOR ATTACHMENNT WITHOUR BELL	9337
BEARING HOLDER + BRACE + CASE	9360
DRIVE SHAFT	9361



Mixer Tool Gigamix.....TB012

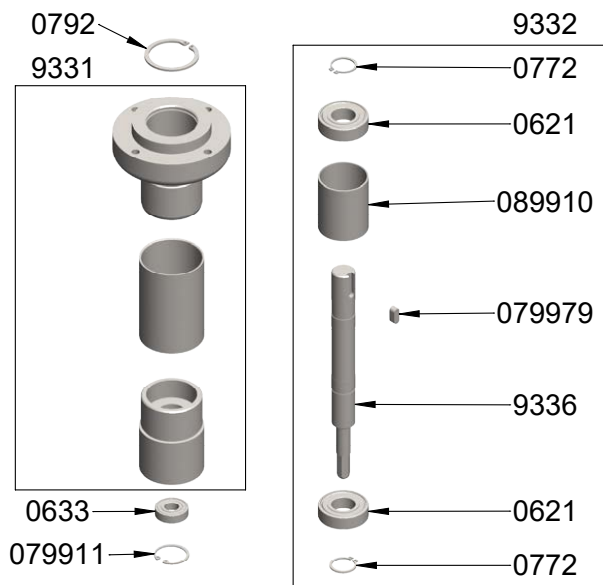
Parts list	Ref
SEALS FOR BEARING ASSEMBLY (2)	0618
TORIC JOINT 42 X 2.5	0639
TORIC JOINT 27 X2	0640
BEARING	0649
GIGAMIX DOUBLE LIPPED SEAL	0662
ELASTIC RING	0790
INFERIOR BEARING ASSEMBLY TO SCREW GIGAMIX	089912
RING HOLDER	089926
DISASSEMBLY KIT FOR GIGAMIX TOOL	1485
PROTECTION CAP	9302
WATERPROOF SET(SEAL + BEARING + SCREW + CLIP)	9349
BLADE GIGAMIX	9356
LOWER SHAFT + BEARING + COUPLING + CLIPS	9357
PROTECTION BELL	9358
BELL ASSEMBLING SET OF SCREWS	9359

For versions TB001 / TB002 / TB005 / TB006 / TB020 and TB021



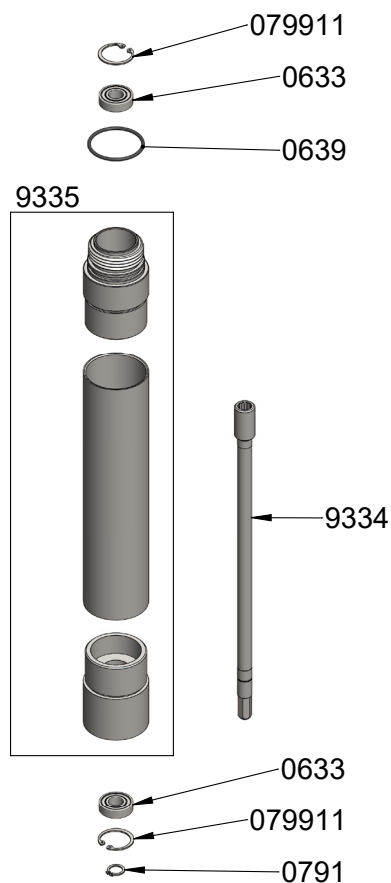
Removable superior attachment..... 9330

Parts list	Ref
UPPER AND LOWER BEARING	0621
BALL BEARING	0633
GIGAMIX MIXER FOOT CIRCLIPS (2)	0772
ELASTIC RING FOR UPPER BEARING HOLDER	0792
ELASTIC RING CASE	079911
PIN 6 X 6 X 20	079979
BEARING SPACER	089910
BEARING HOLDER + BRACE + CASE	9331
DRIVE SHAFT	9332
SUPERIOR FOOT SHAFT	9336



Removable lower attachment 9333 - TB015

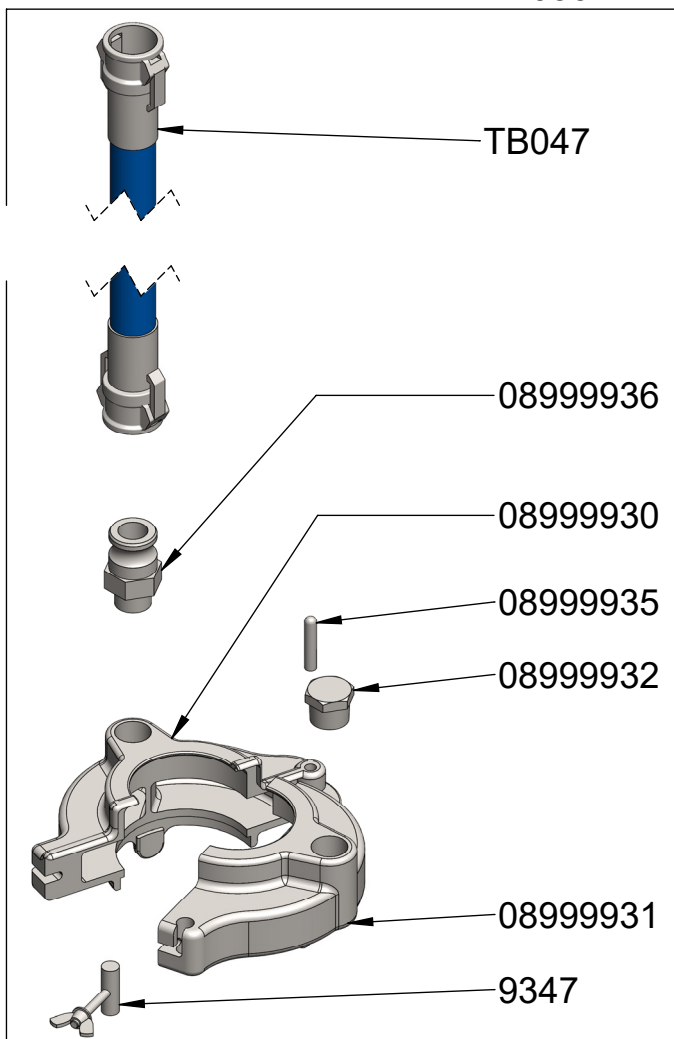
Parts list	Ref
BALL BEARING	0633
TORIC JOINT 42 X 2.5	0639
ELASTIC RING FOR BRAKE AXLE	0791
ELASTIC RING CASE	079911
DRIVE SHAFT	9334
SPACER + BUSH	9335



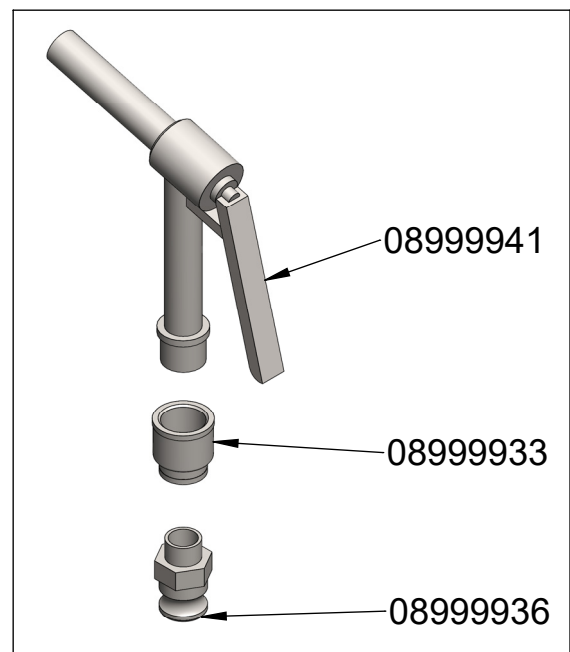
DYNAPUMP - Ref TB030

Parts list	Ref
RIGHT HALF CLAMP	08999930
LEFT HALF CLAMP	08999931
3/4 STAINLESS MALE CAP	08999932
3/4 STAINLESS REDUCER FEMALE	08999933
PUMPE HINGE	08999935
3/4 MALE FITTING	08999936
HOSE NIPPLE CAMLOCK FITTINGS DN19	08999937
3/4 HOSE NIPPLE THREADED CONNECTION	08999939
STAINLESS STEEL HOSE CLAMP	
PUMP DISTRIBUTION GUN	08999941
PUMP LOCKER + WASHER + BUTTERFLY NUT	9347
GUN GIGAMIX	TB040
HOSE PIPE / M	TB045
HOSE PIPE WITH 2 CAM AXLES (2.5M)	TB047

TB030

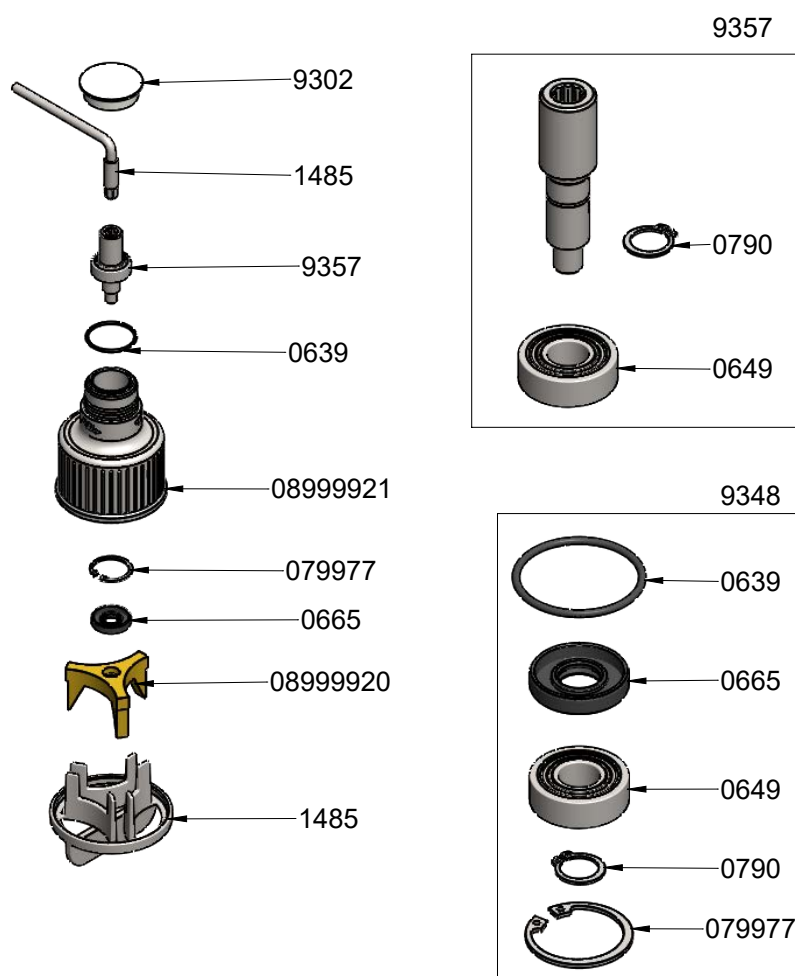


TB040



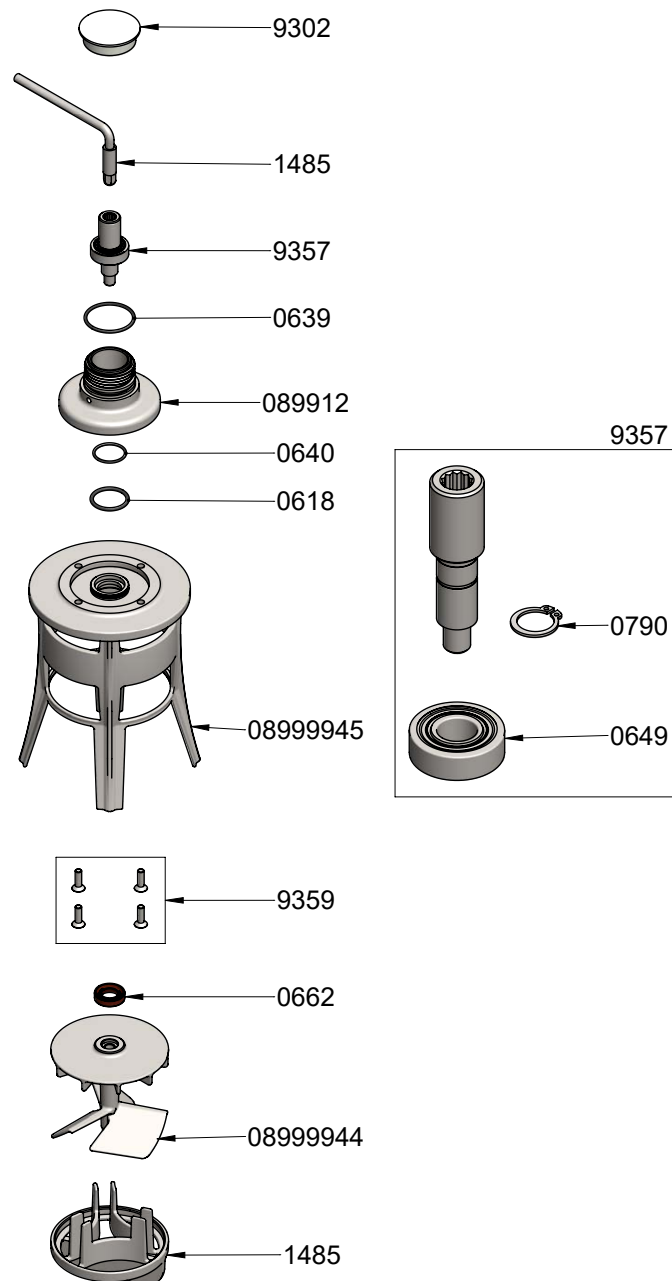
BLENDER GIGAMIX - Ref TB004

Parts list	Ref
TORIC JOINT 42 X 2.5	0639
BEARING	0649
WATERPROOF SEAL	0665
ELASTIC RING	0790
ELASTIC RING	079977
HAMMER	08999920
BLENDER GIGAMIX BELL	08999921
DISASSEMBLY KIT FOR GIGAMIX TOOL	1485
PROTECTION CAP	9302
WATERPROOF KIT ACCESSORY BLENDER GIGAMIX	9348
LOWER SHAFT + BEARING + COUPLING + CLIPS	9357



Potato tool masher TB013

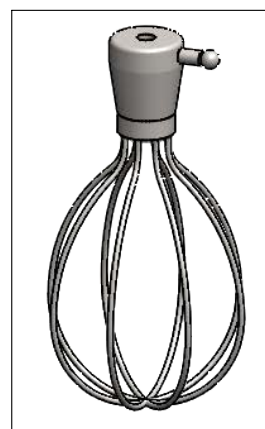
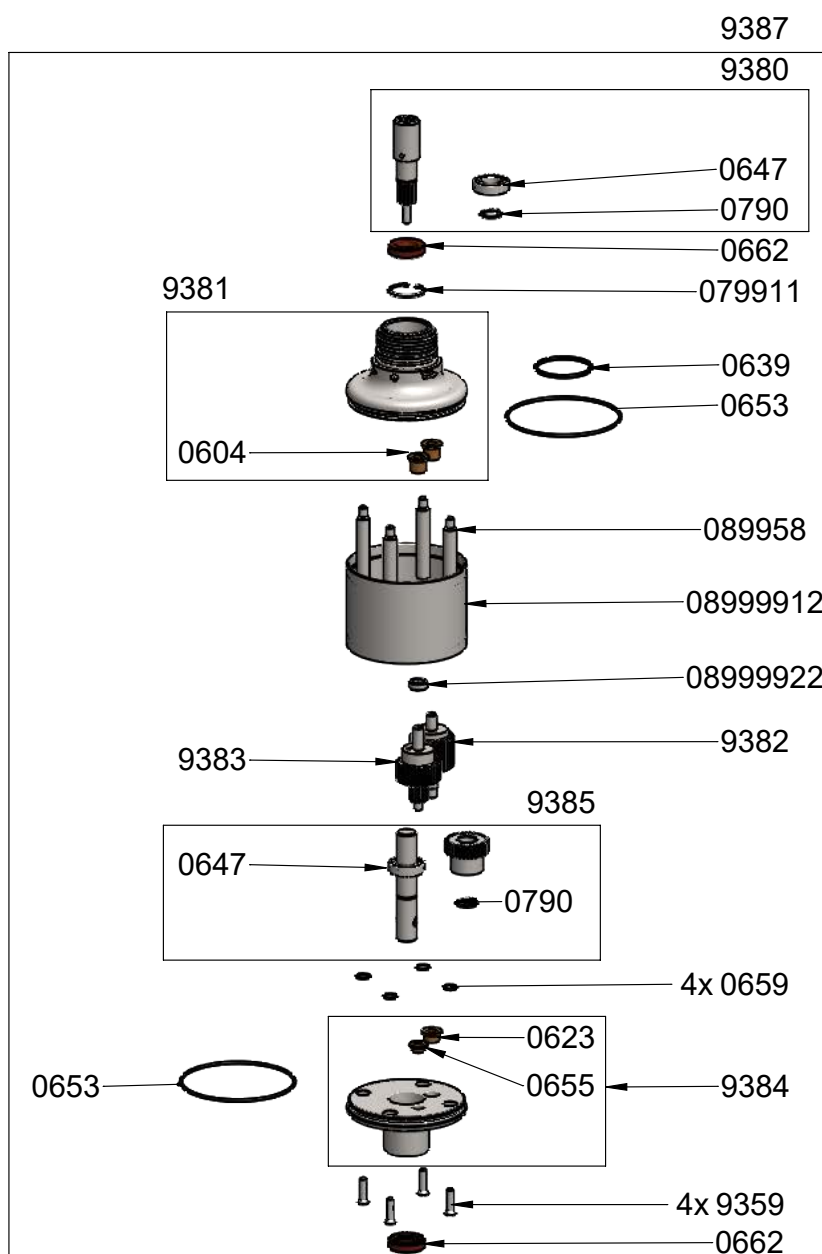
Parts list	Ref
SEALS FOR BEARING ASSEMBLY (2)	0618
TORIC JOINT 42 X 2.5	0639
TORIC JOINT 27 X2	0640
BEARING	0649
GIGAMIX DOUBLE LIPPED SEAL	0662
ELASTIC RING	0790
INFERIOR BEARING ASSEMBLY TO SCREW GIGAMIX	089912
POTATO BLADE GIGAMIX	08999944
RICER BELL	08999945
DISASSEMBLY KIT FOR GIGAMIX TOOL	1485
PROTECTION CAP	9302
LOWER SHAFT + BEARING + COUPLING + CLIPS	9357
BELL ASSEMBLING SET OF SCREWS	9359



Whisk Tool Gigamix (with reduction box) TB003

Parts list	Ref
SELF LUBRICATING RING	0604
SELF LUBRICATING RING + GEAR (2)	0623
TORIC JOINT 42 X 2.5	0639
BEARING D15	0647
TORIC SEAL 86 X 2	0653
SELF LUBRICATING RING	0655
TORIC SEAL 8 X 1.9 (UNITE)	0659
GIGAMIX DOUBLE LIPPED SEAL	0662
ELASTIC RING	0790
ELASTIC RING CASE	079911
SPACER ROD (1)	089958

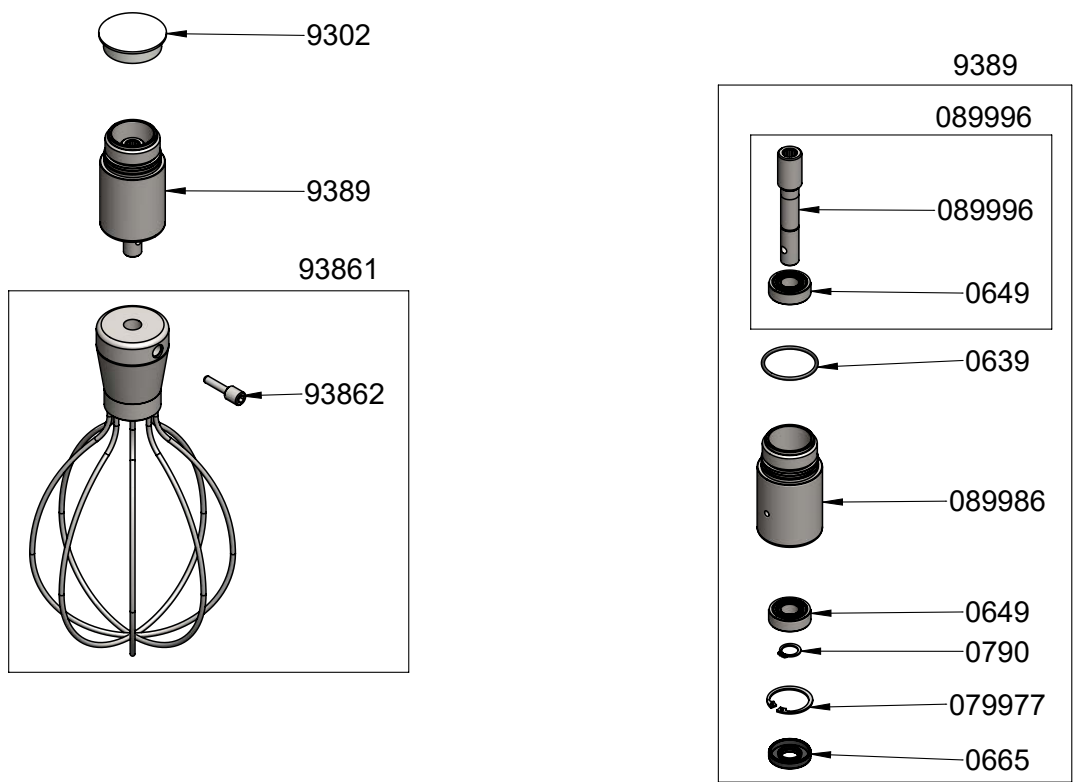
REDUCTION GEAR BOX	0899912
TUBE MIDDLE GEAR	0899922
BELL ASSEMBLING SET OF SCREWS	9359
EQUIPPED UPPER SHAFT	9380
LOWER BEARING + RINGS	9381
EQUIPPED OUTPUT AXLE WITH 2 GEARS	9382
MIDDLE GEAR AND SHAFT	9383
REDUCTION CASE HOLDER + RINGS	9384
OUTPUT AXLE	9385
WHISK TOOL	9386
REDUCTION BOX WITHOUT WHISK	9387



9386

Whisk Tool Gigamix (without reduction box) TB014

Parts list	Ref
TORIC JOINT 42 X 2.5	0639
BEARING	0649
WATERPROOF SEAL	0665
ELASTIC RING	0790
ELASTIC RING	079977
MALE CASING	089986
EXIT SHAFT	089996
PROTECTION CAP	9302
WHISK TOOL	93861
WHISK ATTACHMENT WITHOUT TOOL	9389



Gigamix XS TB120

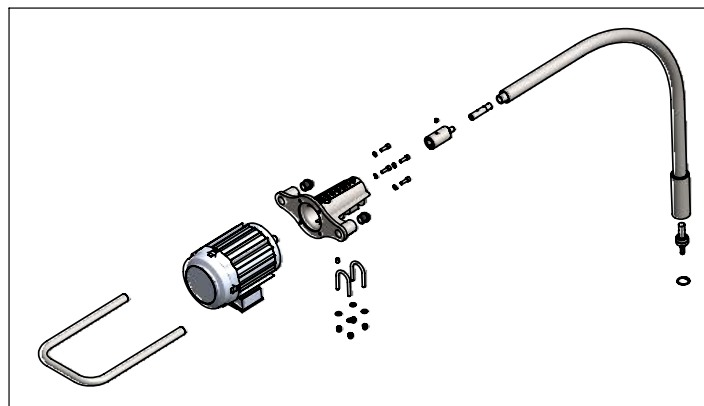
Parts list

Ref

Ø250MM WHEEL	0669XS
SCREW M10X30	0794
80X40 CAP	07998
WELDED CHASSIS	089950XS
WELDED BASKET	089951XS
RING 50 X 12 X 5 STAINLESS STEEL GIGAMIX	089953.V
430V THREE-PHASED MOTOR-BLOCK	9320
230V ONE-PHASED MOTOR-BLOCK	9320.1

420V THREE-PHASED COMPLETE CHASSIS	9321
230V ONE-PHASED COMPLETE CHASSIS	9321.1
KIT FOR BIG WHEEL	932101
KIT FOR WHEEL WITH BRAKE	932102
420V THREE-PHASED CONTROL BOX	932104
230V ONE-PHASED CONTROL BOX	932104.1
SCREW SET FOR ASSEMBLY	9375
BLENDER GIGAMIX	TB004

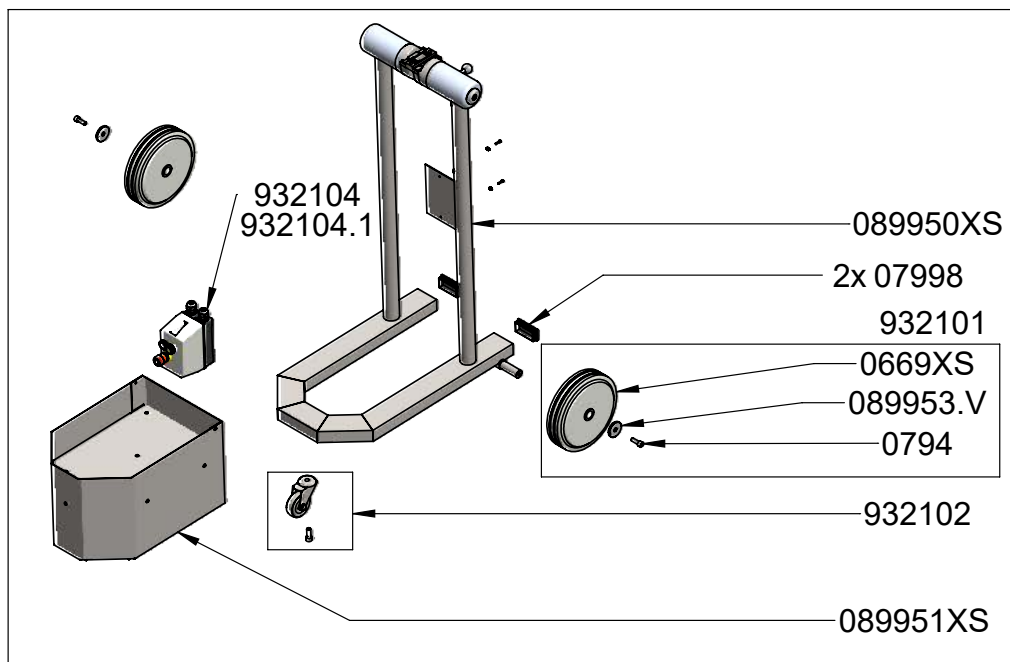
9320-9320.1



TB004

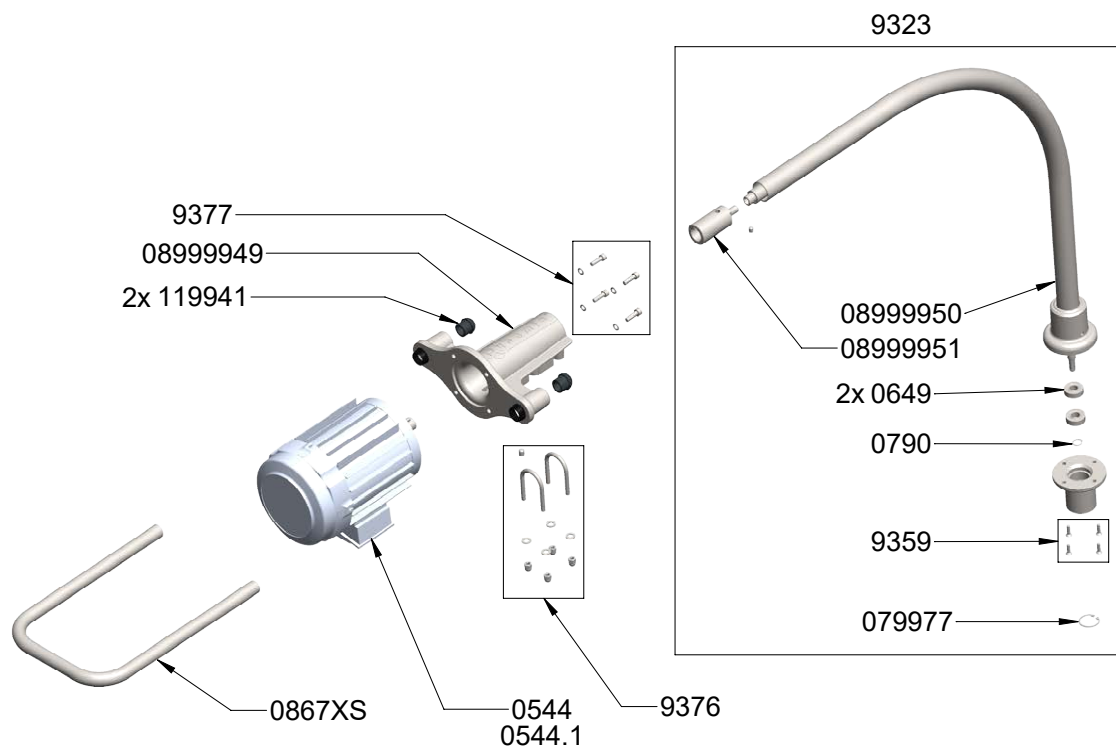
9375

9321-9321.1



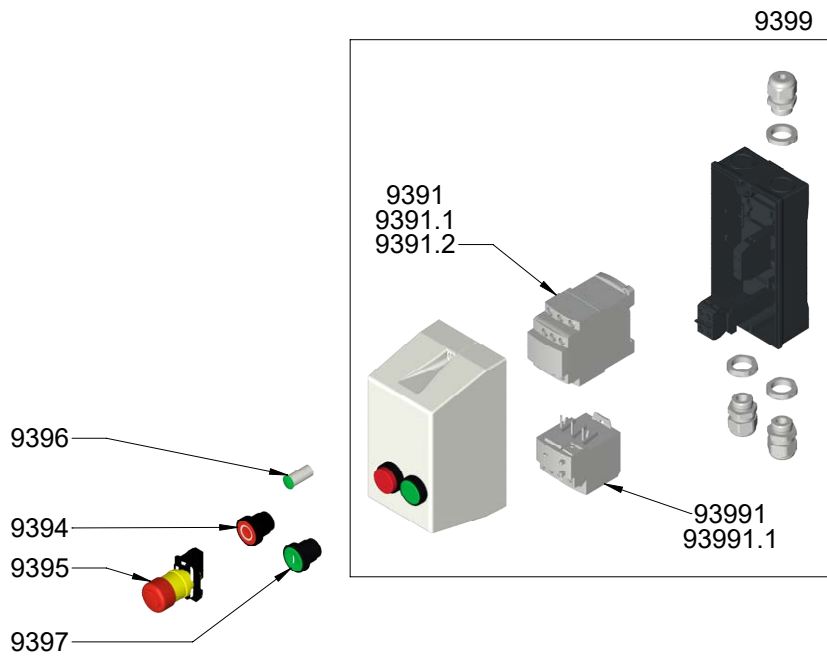
GIGAMIX XS motorblock 9320-9320.1

Parts list	Ref
MOTOR 1.5KW 400V TRI	0544
MOTOR 1.5KW 230V MONO	0544.1
BEARING	0649
ELASTIC RING	0790
ELASTIC RING	079977
HANDLE	0867XS
MOTOR SUPPORT	08999949
SET WITH TUBE, HOSE AND SOCKETS	08999950
COUPLING SLEEVE	08999951
CAP	119941
EQUIPPED GOOSENECK	9323
BELL ASSEMBLING SET OF SCREWS	9359
SET FOR GOOSE NECK ASSEMBLY	9376
SET FOR MOTOR ASSEMBLY	9377



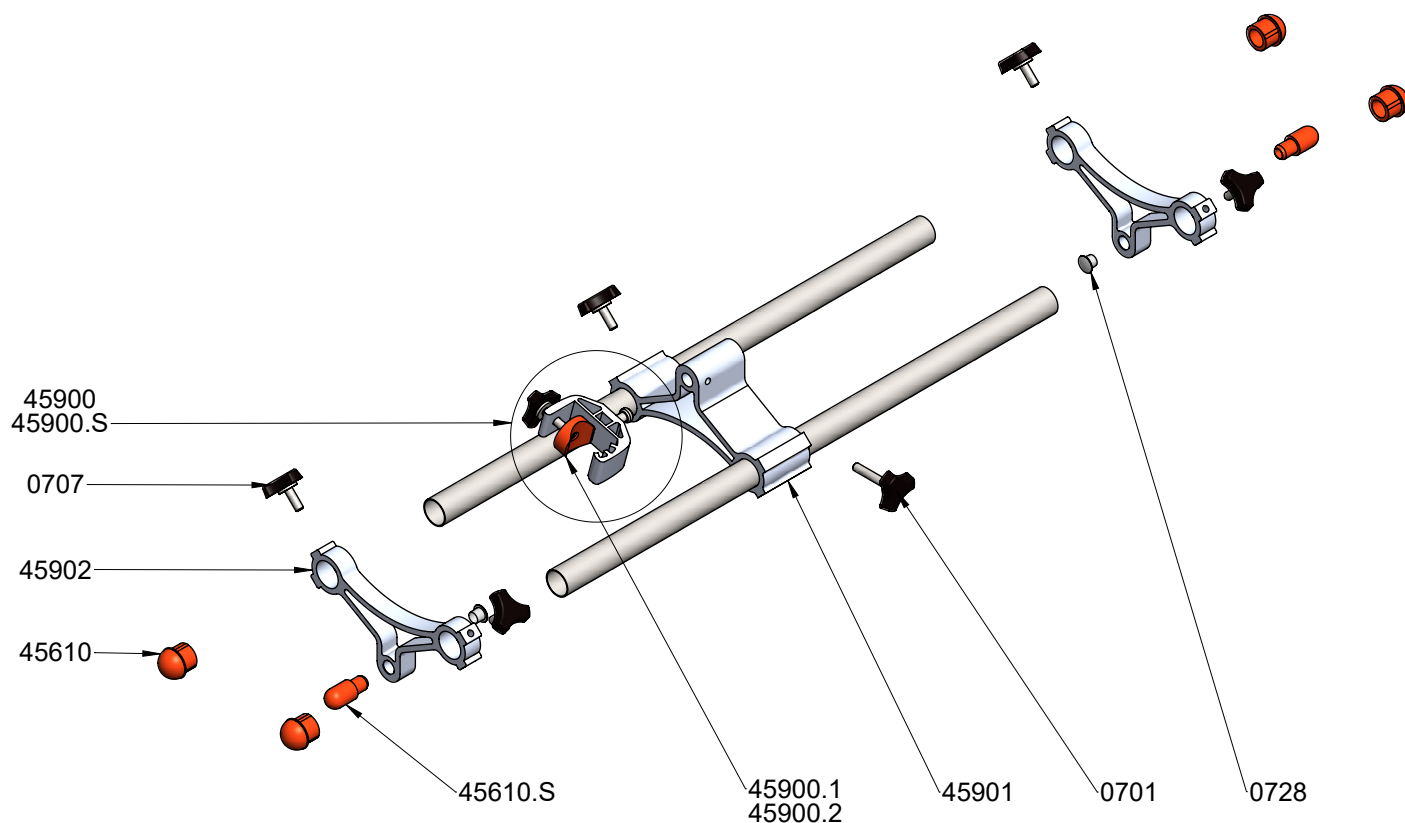
GIGAMIX XS control box932104-932104.1-932104.2

Parts list	Ref
MOTOR CONTACTOR	9391
MOTOR 3-PHASED CONTACTOR 220V	9391.1
MOTOR 1-PHASED CONTACTOR 220-240V	9391.2
STOP PUSH BUTTON	9394
EMERGENCY PUSH BUTTON	9395
ON/OFF LIGHT	9396
ON/OFF PUSH BUTTON	9397
BOX CASE + PE VERSION MIA	9399
4-6A THERMIC RELAY	93991
220V 3-PHASED THERMIC RELAY 7-10A	93991.1



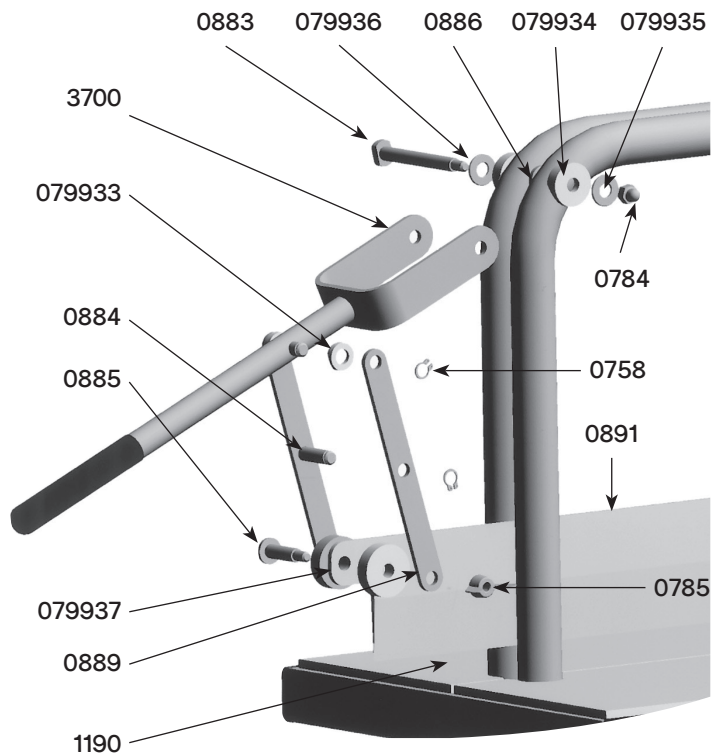
SM 4/6/8/10/12 MIXER SUPPORTS

Parts list	Ref
END CAPS (LONG)	0701
END CAPS (SHORT)	0707
WHITE CAP FOR SUPPORT MIXER (2)	0728
HANDLE CAP (2)	45610
ORANGE EXTERIOR STOP SM (2)	45610.S
PLASTIC HOLDER FOR TUBE	45900
ORANGE HALF MOON + SCREWS + WASHER	45900.1
ORANGE HALFMOON + SCREW + WASHER SENIOR	45900.2
PLASTIC HOLDER FOR SENIOR TUBE	45900.S
60 MM -BRACKET	45901
20MM -BRACKET	45902



Ref CL004

Parts list	Ref
CIRCLIPS	0758
FORKS BREAK NUT	0784
WING NUT	0785
CONNECTING ROD CONCAVE WASHER	079933
FORK CONCAVE WASHER	079934
BRAKE NUT WASHER	079935
FORK WASHER	079936
BLADE PLASTIC WASHER	079937
FORK AXLE	0883
CONNECTING ROD AXLE	0884
BLADE AXLE	0885
THICKNESS WEDGE	0886
CONNECTING ROD	0889
KNIFE BLADE	0891
TRAY	1190
FORK	3700

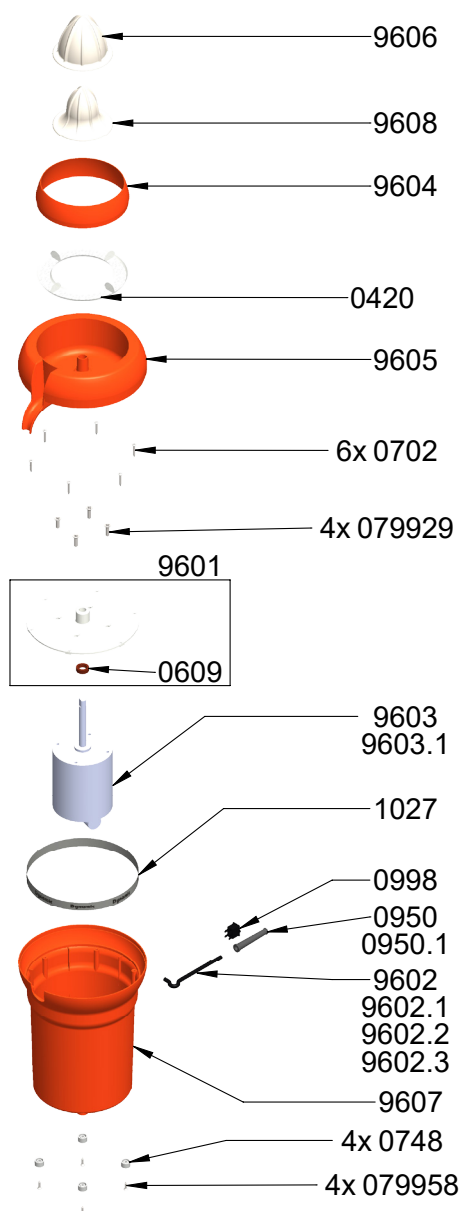


Ref PA001

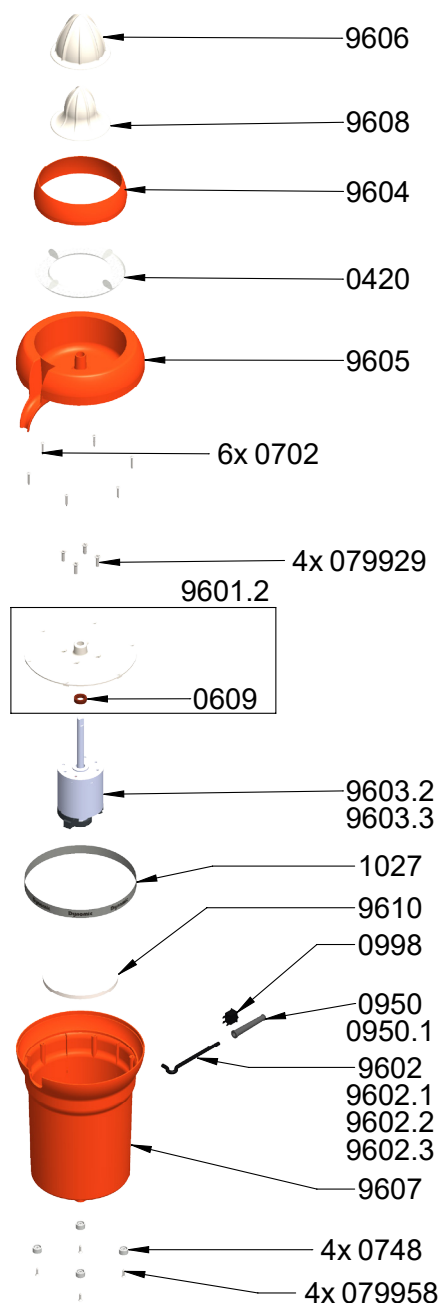
Parts list	Ref
PULP FILTER	0420
WATERPROOF SEAL	0609
HANDLE SCREWS	0702
PAD	0748
MOTOR SCREW	079929
STRAIN RELIEF 220-240 V	0950
STRAIN RELIEF 110-120 V	0950.1
SWITCH	0998
SWITCH FROM SERIAL 70037	0998.1
DYNAMIC LABEL	1027
COMPLETE HANDLE WITH SLOT F. SPEED CONTROL KNOB 220-240V	9601
PLATINIUM MOTOR + WATERPROOF RINGS	9601.2

POWER CORD (220-240 V)	9602
POWER CORD (110-120 V)	9602.1
POWER CORD (ENGLAND)	9602.2
POWER CORD (AUSTRALIA)	9602.3
MOTOR WITH CAPACITOR & SHAFT (220-240V)	9603
MOTOR WITH CAPACITOR & SHAFT (110-120 V)	9603.1
SHAFT + MOTOR 220-240 V	9603.2
MOTOR + SHAFT 220-240V	9603.3
UPPER RING	9604
JUICER LIP	9605
EXTRACTOR CONE	9606
BASE	9607
CITRUS REAMER	9608
JUICER BALLAST	9610

PA96 (ancien moteur)



PA001 (depuis n° 15/00229)

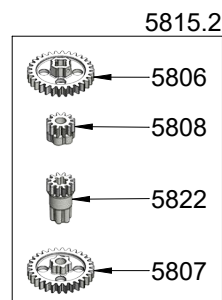
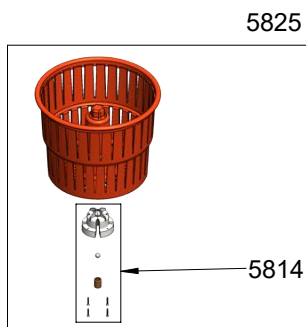
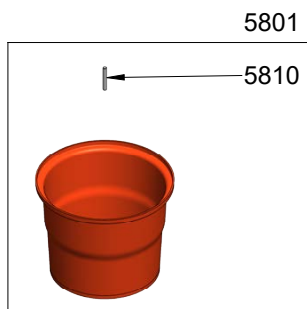
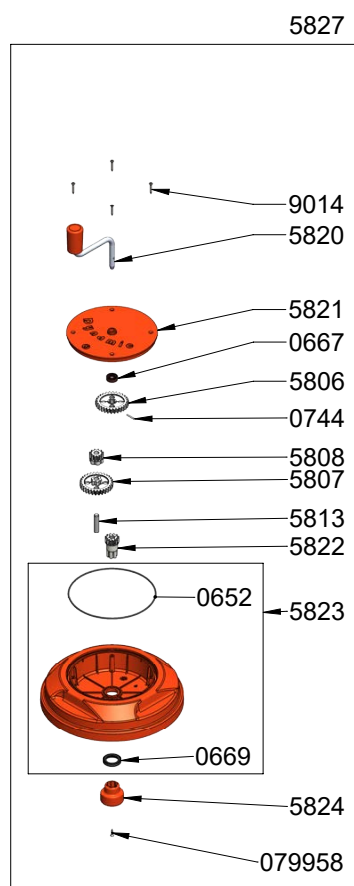
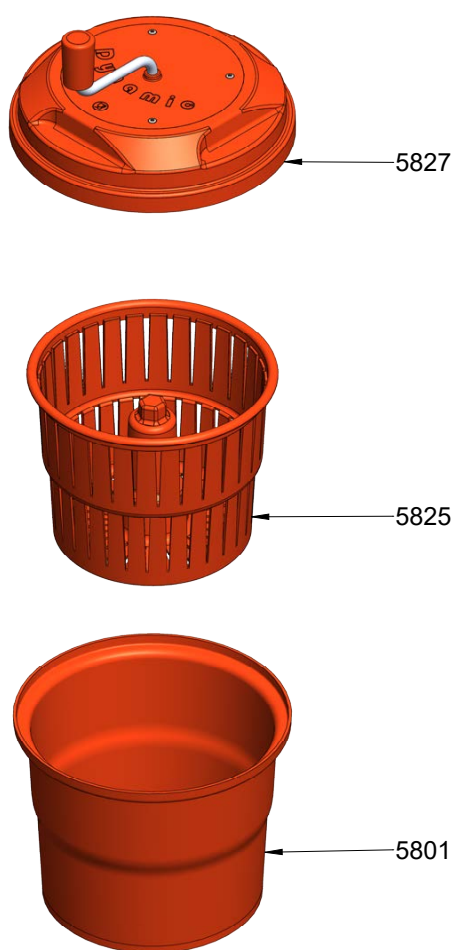


MANUAL SALAD SPINNER E5SC 5 LITER - SEALED COVER

Ref E007

Parts list	Ref
O. RING	0652
WATERPROOF SEAL 10X22X7	0667
WATERPROOF SEAL 22X35X7	0669
PIN 3X20	0744
SCREWS TBF 3.9X19	079958
OUTSIDE BASKET + AXLE	5801
DRIVE GEAR	5806
BIG GEAR	5807
SMALL GEAR	5808
OUTSIDE BASKET AXLE	5810

DRIVE & SMALL GEAR AXLE	5813
AXLE	5814
SET OF GEARS	5815.2
CRANK ASSEMBLY	5820
SMALL COVER (WITHOUT HANDLE & DRIVE GEAR)	5821
OUTPUT SMALL GEAR	5822
EQUIPPED COVER	5823
COUPLING SLEEVE	5824
INSIDE BASKET	5825
COMPLETE COVER	5827
SCREWS SET (4)	9014



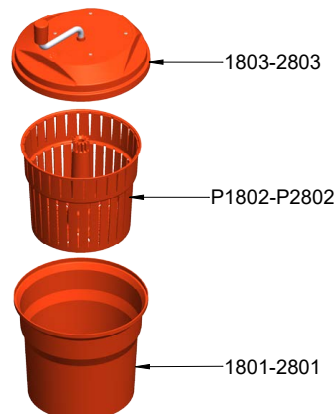
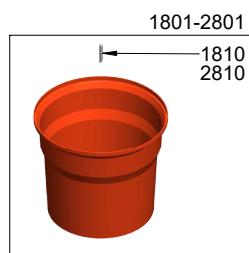
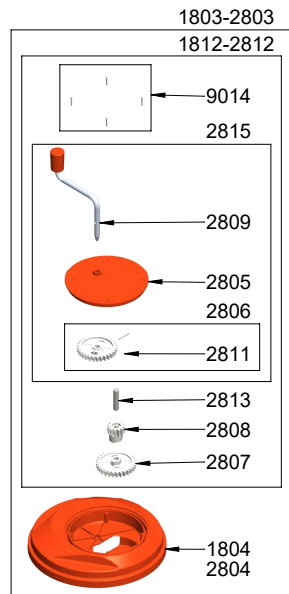
MANUAL SALAD SPINNER E10 - 10 LITERS & E20 - 20 LITERS

Ref E001

Parts list	Ref
OUTSIDE BASKET + AXLE	1801
COMPLETE COVER	1803
COVER WITHOUT SMALL COVER, HANDLE & GEAR	1804
OUTSIDE BASKET AXLE	1810
SMALL COVER WITH HANDLE & GEAR	1812
AXEL	1814
SMALL COVER (WITHOUT HANDLE & DRIVE GEAR)	2805
DRIVE GEAR WITH PIN	2806
BIG GEAR	2807
SMALL GEAR	2808
HANDLE ONLY	2809
PIN	2811
DRIVE & SMALL GEAR AXLE	2813
HANDLE AND FLANGE SET FOR COVER SEALED SALAD SPINNER	2815
SET OF GEARS (2806, 2807, 2808, 2811)	2815.1
SCREWS SET (4)	9014
M4 X 25 STAINLESS STEEL PIN (4)	9014.G
STAINLESS STEEL THUMB SCREW (4)	9014.P
INSIDE BASKET E10L	P1802

Ref E002

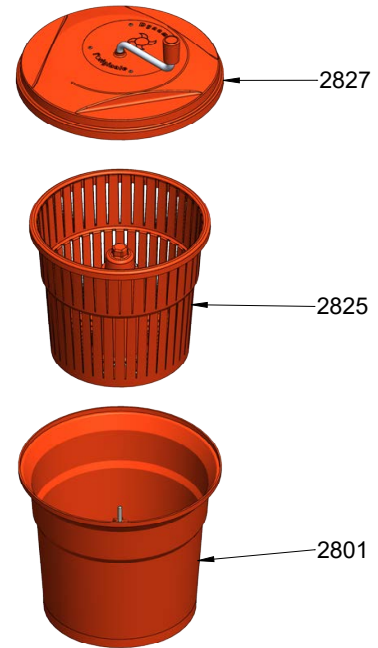
Parts list	Ref
OUTSIDE BASKET + AXLE	2801
COMPLETE COVER	2803
COVER WITHOUT SMALL COVER, HANDLE & GEAR	2804
SMALL COVER (WITHOUT HANDLE & DRIVE GEAR)	2805
DRIVE GEAR WITH PIN	2806
BIG GEAR	2807
SMALL GEAR	2808
HANDLE ONLY	2809
OUTSIDE BASKET AXLE	2810
PIN	2811
SMALL COVER WITH HANDLE & GEAR	2812
DRIVE & SMALL GEAR AXLE	2813
AXLE	2814
HANDLE AND FLANGE SET FOR COVER SEALED SALAD SPINNER	2815
SET OF GEARS (2806, 2807, 2808, 2811)	2815.1
SCREWS SET (4)	9014
M4 X 25 STAINLESS STEEL PIN (4)	9014.G
STAINLESS STEEL THUMB SCREW (4)	9014.P
BUCKET 20L	P2802



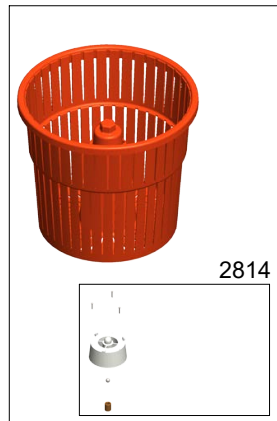
MANUAL SALAD SPINNER E20SC 20 LITERS - SEALED COVER

Ref E004

Parts list	Ref
WATERPROOF SEAL 14X24X7	0644
WATERPROOF SEAL 25X27X6	0645
O RING	0646
OUTSIDE BASKET + AXLE	2801
DRIVE GEAR WITH PIN	2806
BIG GEAR	2807
SMALL GEAR	2808
OUTSIDE BASKET AXLE	2810
PIN	2811
DRIVE & SMALL GEAR AXLE	2813
AXLE	2814
SET OF GEARS E20SC	2815.2
HANDLE ONLY	2820
SMALL COVER WITHOUT HANDLE + DRIVE GEAR	2821
OUTPUT SMALL GEAR	2822
EQUIPPED COVER ORING + WATERPROOF SEALING	2823
WHITE EQUIPPED COVER WITH ORING + WATERPROOF SEALING	2823.B
COUPLING SLEEVE	2824
INSIDE BASKET	2825
SMALL COVER WITH HANDLE + GEAR	2826
COMPLETE LID	2827
WHITE COMPLETE LID	2827.B
PLATE + SCREWS (3)	2828
HANDLE AND FLANGE SET FOR COVER SEALED SALAD SPINNER	2830
SCREWS SET (4)	9014

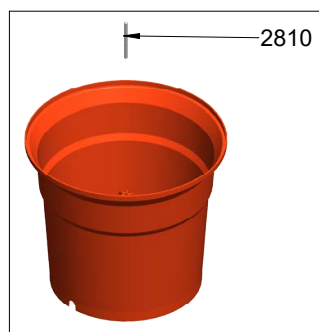


2825



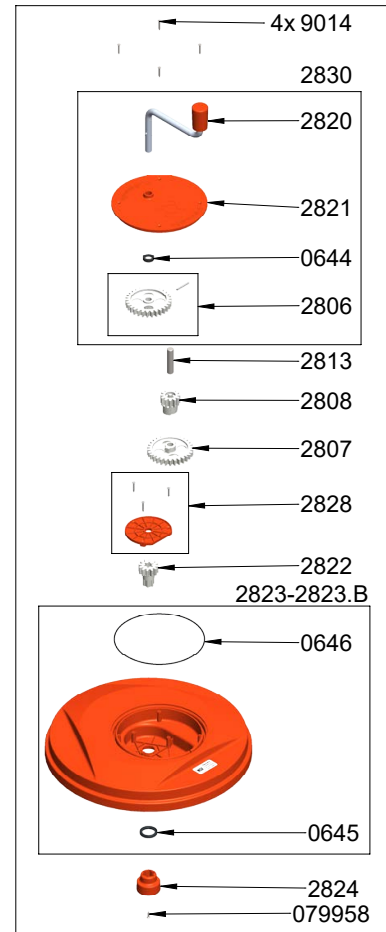
2814

2801



2810

2827-2827.B



4x 9014

2830

2820

2821

0644

2806

2813

2808

2807

2828

2822

2824

2823-2823.B

0646

0645

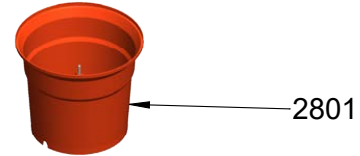

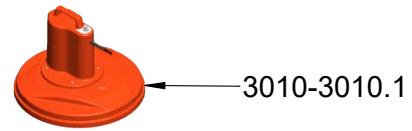
2824

079958


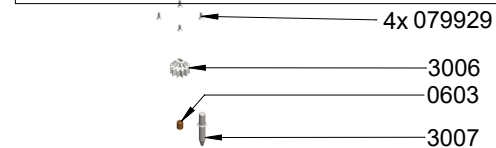
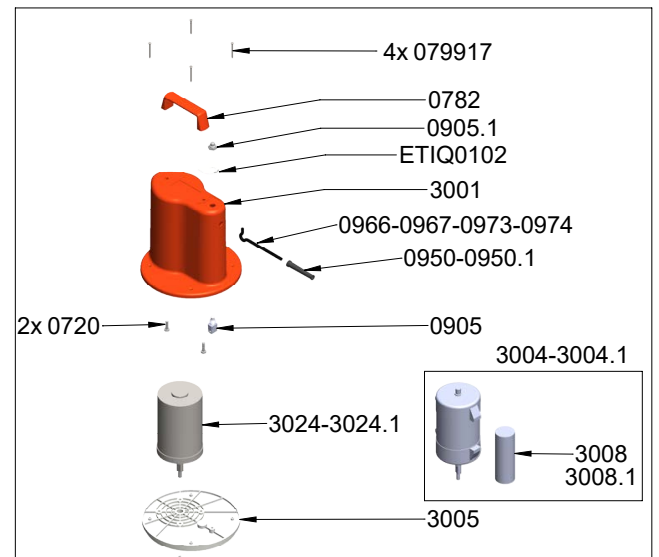
ELECTRIC SALAD SPINNER

Ref E003

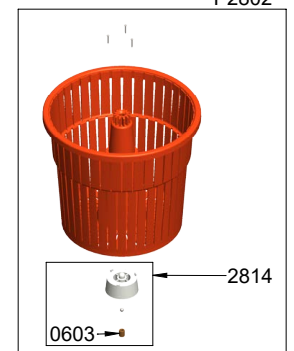
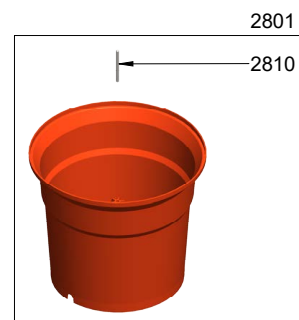
Parts list	Ref
SELF LUBRICATING RING	0603
HANDLE SCREW	0720
HANDLE	0782
FRICTION WASHER	0787
MOTOR HOUSING SCREWS (X4)	079917
MOTOR SCREW	079929
HEXAGON SOCKET SET SCREW M6X30	079980
HAEXAGONAL SERRATED FLANGE NUT M6	079981
SMALL GEAR MOTOR SHAFT	0831
PUSH SWITCH	0905
SWITCH PROTECTOR	0905.1
STRAIN RELIEF 220-240 V	0950
STRAIN RELIEF 110-120 V	0950.1
POWER CORD (220-240V)	0966
POWER CORD (ENGLAND)	0973
POWER CORD (AUSTRALIA)	0974
OUTSIDE BASKET + AXLE	2801
COVER WITHOUT SMALL COVER, HANDLE & GEAR	2804
OUTSIDE BASKET AXLE	2810
AXLE	2814
POWER CORD MINIPRO 110-120 V (3M)	2842.1
MOTOR HOUSING FOR SALAD DRYER WITHOUT TEMPO (WITH LABEL)	3001
MOTOR HOUSING FOR SALAD DRYER WITH TEMPO	3001.1
BIG GEAR	3002
GEAR HOUSING PROTECTOR	3003
MOTOR 220-240V (+ CAPACITOR)	3004
MOTOR 110-120 V (+ CAPACITOR) (BEFORE SN° 19/00179)	3004.1
MOTOR PLATE	3005
SMALL GEAR	3006
AXLE, BIG GEAR	3007
CAPACITOR 220-240 V	3008
CAPACITOR 110-120 V (BEFORE SN° 19/001479)	3008.1
COMMAND CIRCUIT WITH TEMPORIZATION	3009
SALAD SPINNER COMPLETE COVER 220-240V	3010



3010-3010.1

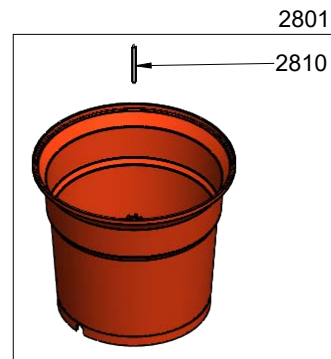
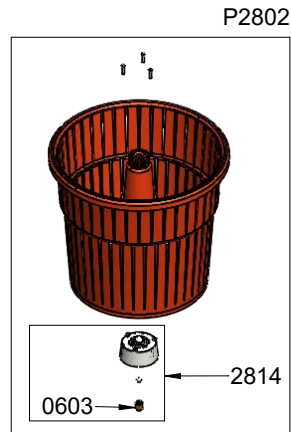
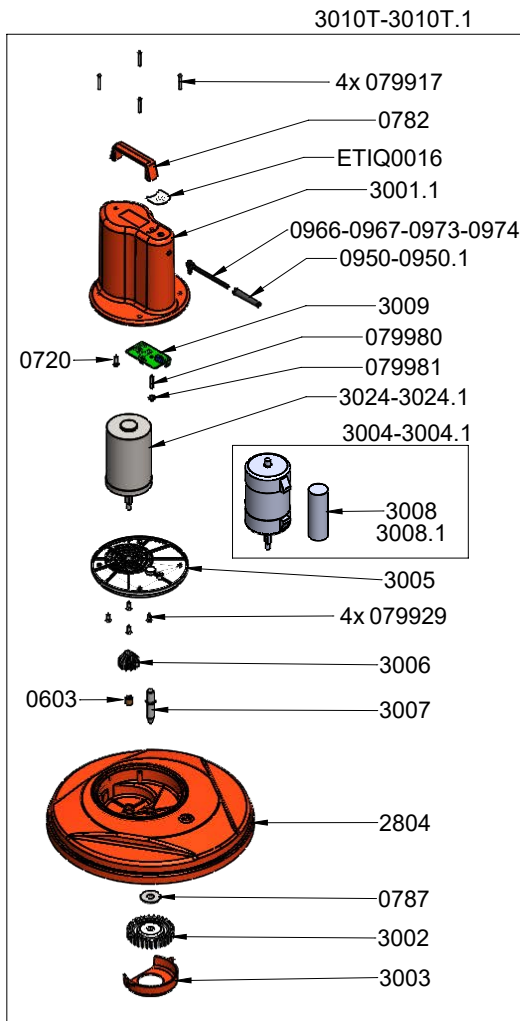
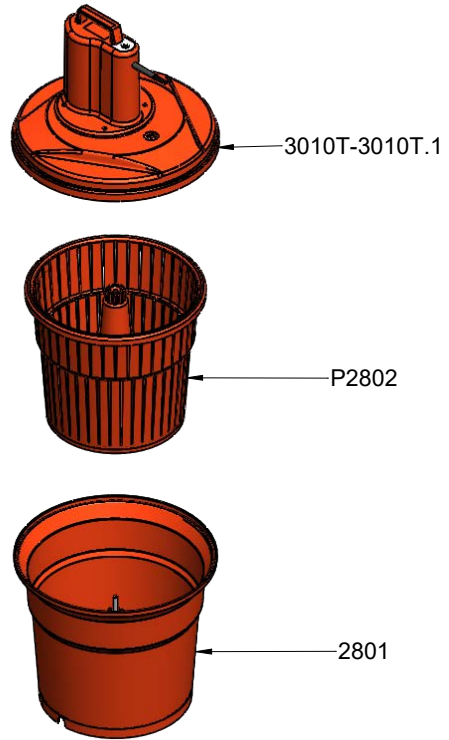


P2802



Ref E003 T

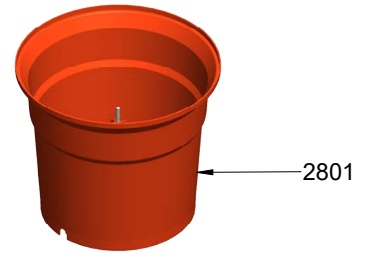
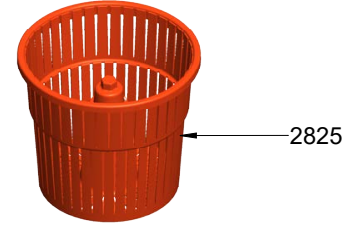
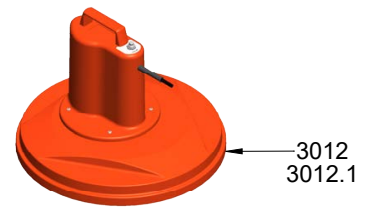
SALAD SPINNER COMPLETE COVER 110-120V	3010.1
COMPLETE COVER FOR SALAD SPINNER WITH TEMPORIZATION 220-240V	3010.T
COMPLETE COVER FOR SALAD SPINNER WITH TEMPORIZATION 110-120V	3010.T.1
220-240V MOTOR WITH SHAFT	3024
110-120V MOTOR WITH SHAFT (FROM SERIAL NUMBER 19/00179)	3024.1
M4 X 25 STAINLESS STEEL PIN (4)	9014.G
STAINLESS STEEL THUMB SCREW (4)	9014.P
LABEL FOR SALAD DRYER WITH TEMPO	ETIQ0016
LABEL FOR SALAD DRYER WITHOUT TEMPO	ETIQ0102
BUCKET 20L	P2802



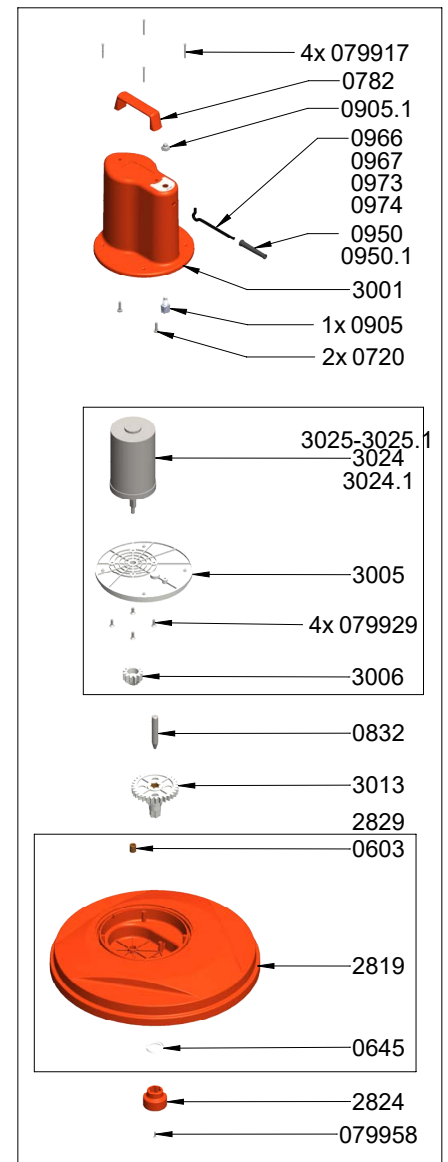
ELECTRIC SALAD SPINNER

Ref E006 / Ref E006 T

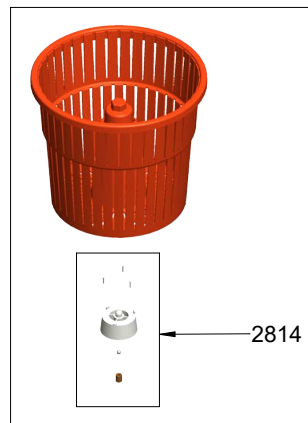
Parts list	Ref
SELF LUBRICATING RING	0603
WATERPROOF SEAL 25X27X6	0645
HANDLE SCREW	0720
HANDLE	0782
MOTOR HOUSING SCREWS (X4)	079917
MOTOR SCREW	079929
HEXAGON SOCKET SET SCREW M6X30	079980
HAEXAGONAL SERRATED FLANGE NUT M6	079981
AXLE FOR BIG GEAR	0832
PUSH SWITCH	0905
SWITCH PROTECTOR	0905.1
STRAIN RELIEF 220-240 V	0950
STRAIN RELIEF 110-120 V	0950.1
POWER CORD (220-240V)	0966
POWER CORD (ENGLAND)	0973
POWER CORD (AUSTRALIA)	0974
OUTSIDE BASKET + AXLE	2801
COVER WITHOUT SMALL COVER, HANDLE & GEAR	2804
OUTSIDE BASKET AXLE	2810
AXLE	2814
COUPLING SLEEVE	2824
INSIDE BASKET	2825
EQUIPPED COVER WITH LUBRICATING RING AND WATERPROOF SEALING	2829
POWER CORD MINIPRO 110-120 V (3M)	2842.1
MOTOR HOUSING FOR SALAD DRYER WITHOUT TEMPO (WITH LABEL)	3001
MOTOR HOUSING FOR SALAD DRYER WITH TEMPO	3001.1
MOTOR PLATE	3005
SMALL GEAR	3006
COMMAND CIRCUIT WITH TEMPORIZATION	3009
COMPLETE SEALED ELECTRIC COVER 220-240V	3012
COMPLETE SEALED ELECTRIC COVER 110-120V	3012.1
COMPLETE SEALED ELECTRIC COVER WITH TEMPO 220-240V	3012.T
COMPLETE SEALED ELECTRIC COVER WITH TEMPO 110-120V	3012.T.1
EQUIPED OUTPUT GEAR	3013
220-240V MOTOR WITH SHAFT	3024
110-120V MOTOR WITH SHAFT (FROM SERIAL NUMBER 19/00179)	3024.1



3012-3012.1

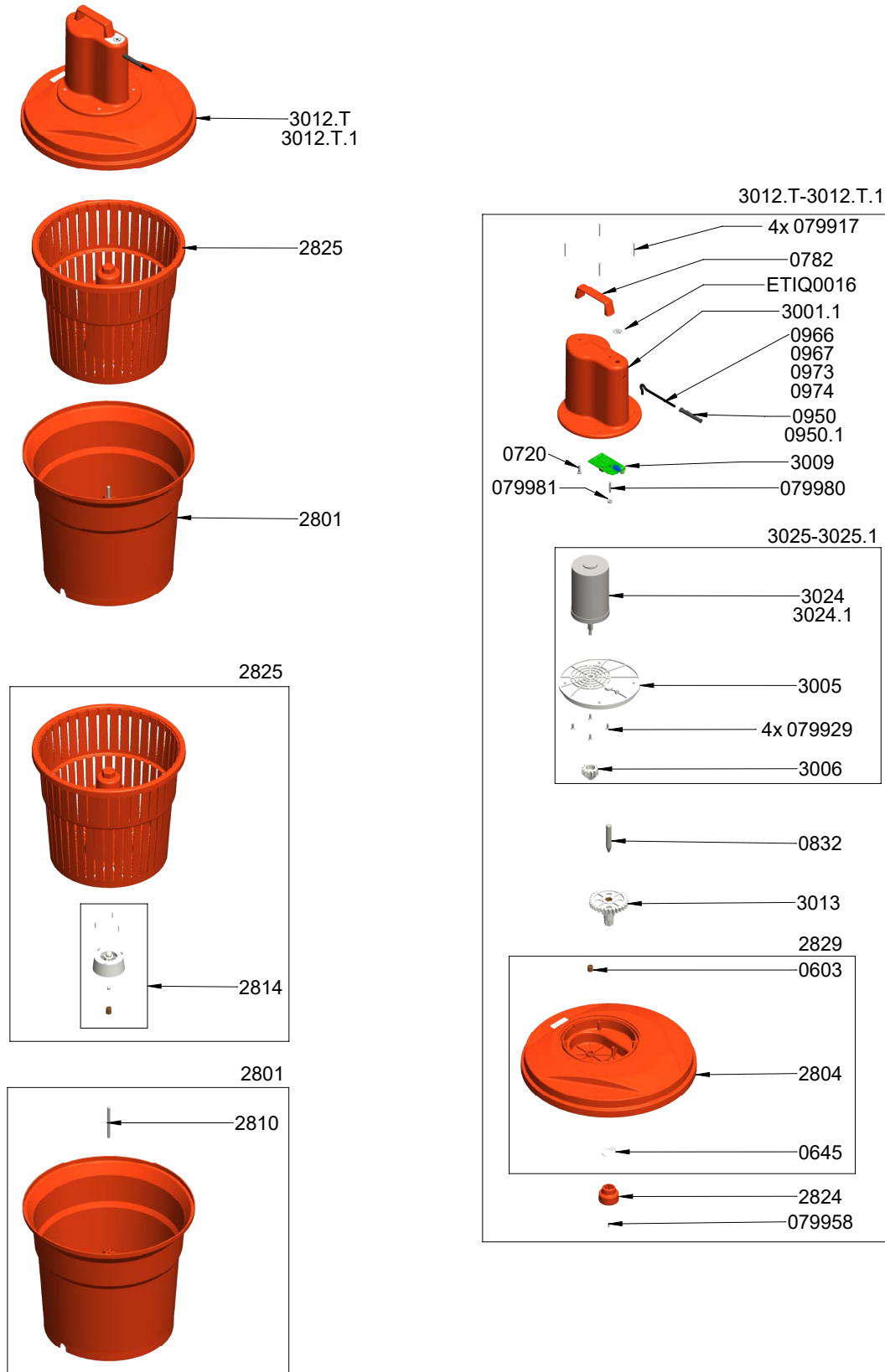


2825

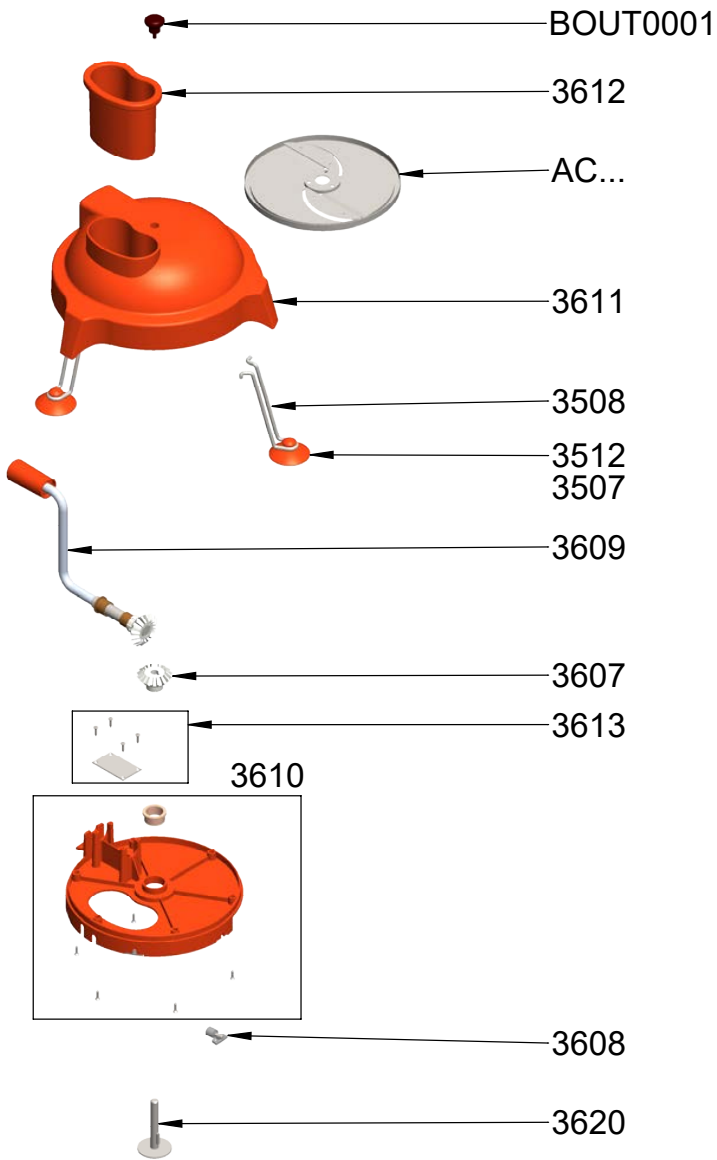


ELECTRIC SALAD SPINNER WITH TIMEOUT

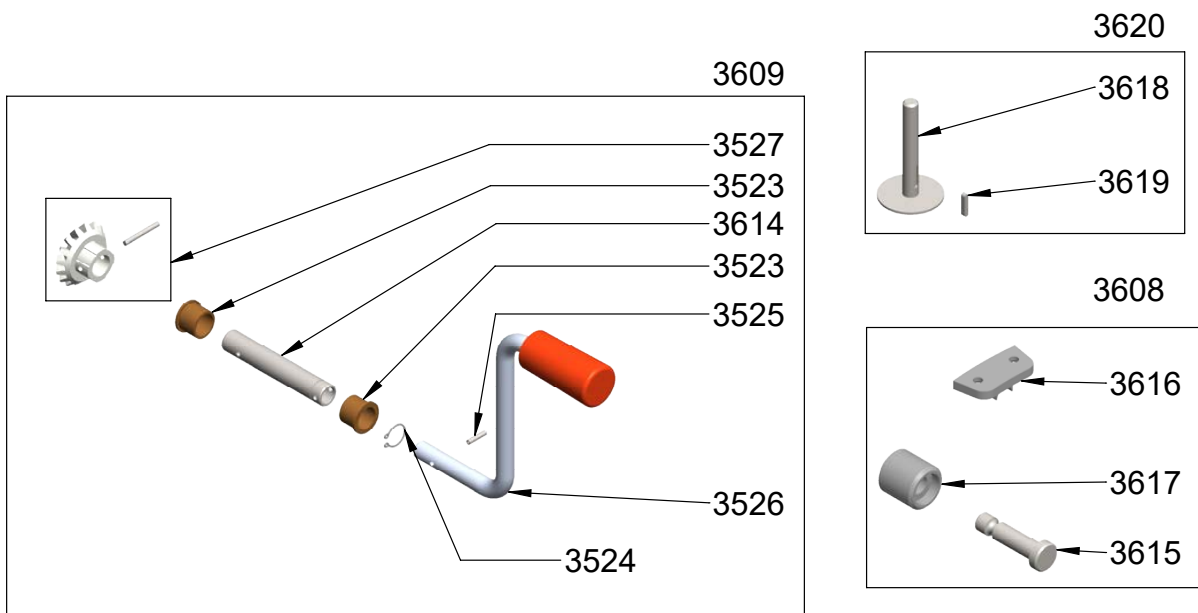
220-240V MOTOR WITH PLATE AND GEAR	3025
110-120V MOTOR WITH PLATE AND GEAR	3025.1
LABEL FOR SALAD DRYER WITH TEMPO	ETIQ0016
LABEL FOR SALAD DRYER WITHOUT TEMPO	ETIQ0102



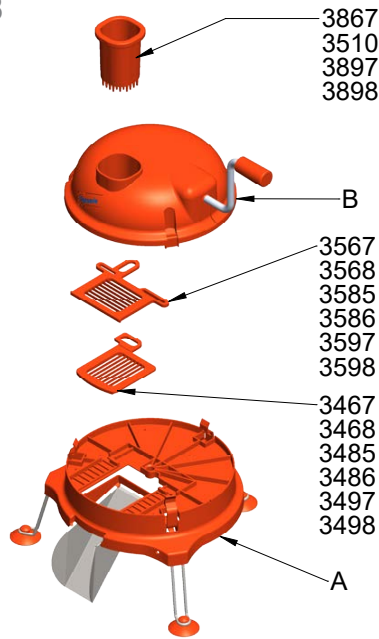
Ref CL001



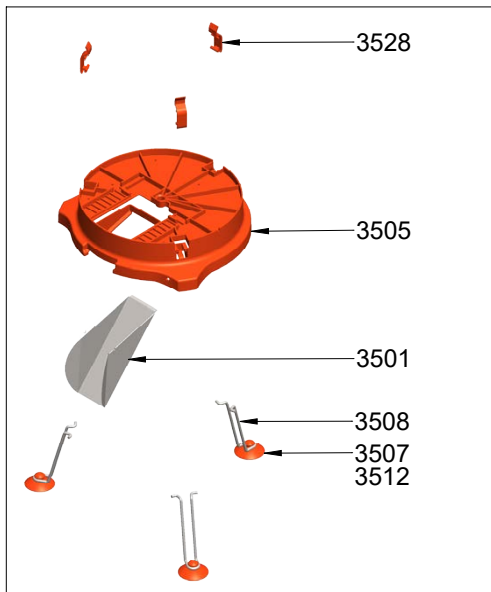
Parts list	Ref
FOOT (EACH)	3508
SUCKING CUP (EACH)	3512
SELF LUBRICATING RING C18/22/18 EACH	3523
FIXING CLIPS 18 DIAM	3524
HANDLE COTTER 4 X 18 DIAM	3525
CRANK ASSEMBLY WITH PIN	3526
TAPENING COGWHEEL WITH COTTER	3527
TAPERING GEAR N.1 (DEG)	3607
DISC SUPPORT ROLLER ASSEMBLY	3608
CRANK ASSEMBLY	3609
INFERIOR PART WITH 6 SCREWS AND RING	3610
SUPERIOR PART WITH 2 COTTER	3611
PUSHER	3612
BLOCKING PLATE WITH SCREWS	3613
HOLLOW AXLE	3614
ROLLING AXLE	3615
ROLLING SUPPORT HAT WITH 2 SCREWS	3616
ROLLER	3617
DISC	3618
DISC DRIVE SHAFT	3619
SUPPORTING DISC AXLE ASSEMBLY WITH PEG	3620
THIGHTENING WHEEL	BOUT0001



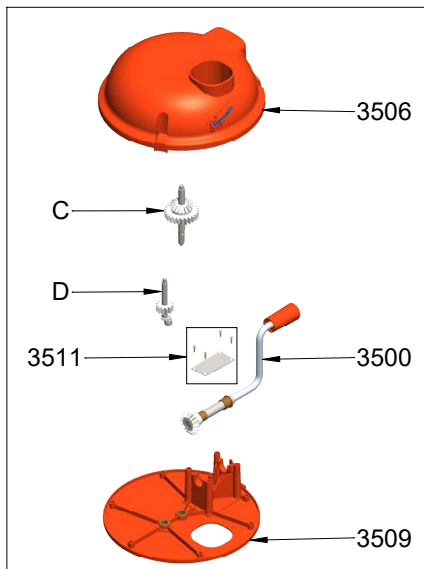
Ref CL003



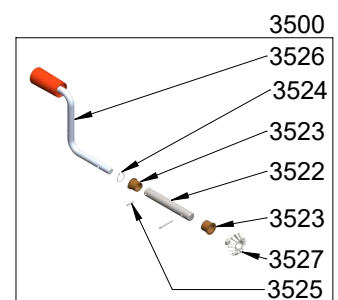
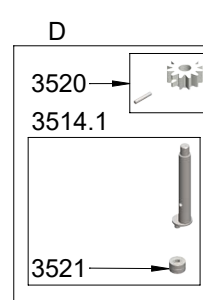
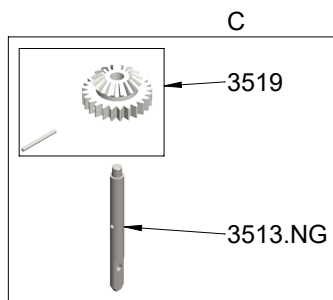
A



B



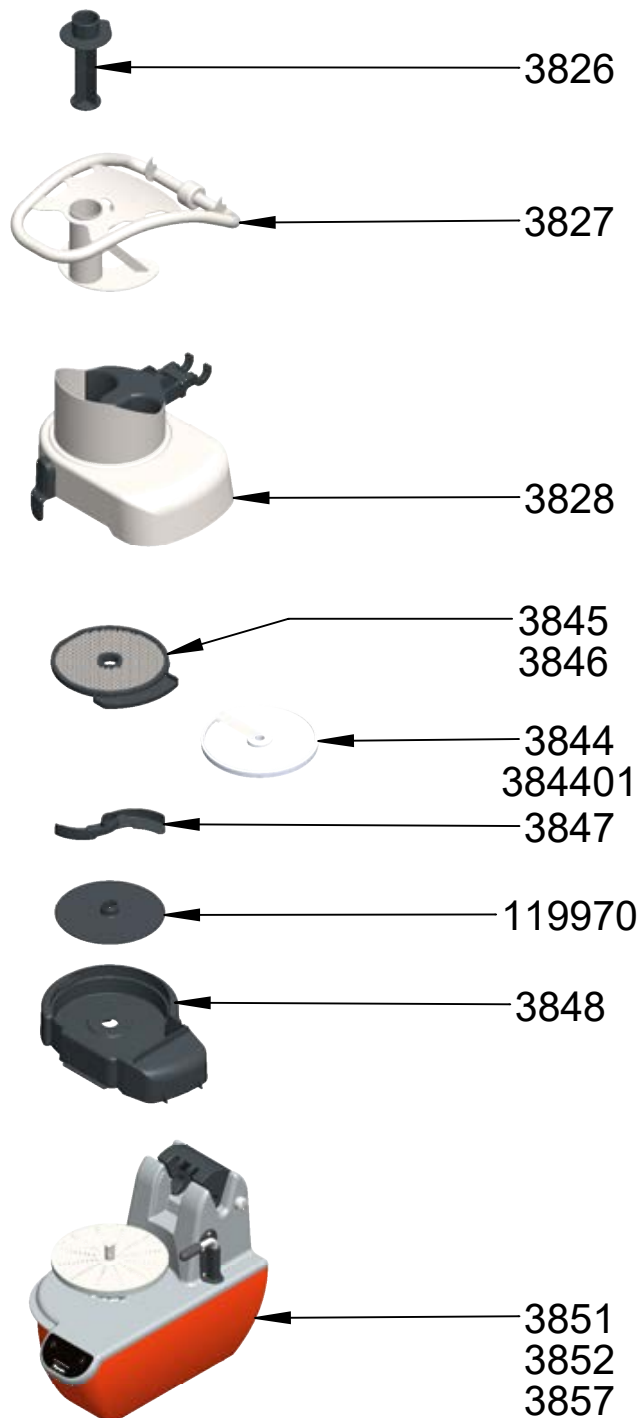
Parts list	Ref
INFERIOR GRID 7MM	3467
INFERIOR GRID 14 MM	3468
LOWER GRID 8.5 MM	3485
INFERIOR GRID 17 MM	3486
INFERIOR GRID 10 MM	3497
INFERIOR GRID 5.5 MM	3498
HANDLES	3500
STAINLESS STEEL TUBE	3501
KNIFE PLASTIC HOLDER - NG	3504.1NG
NG BLADE SET	3504.K
COMPLETE BLADE - NEW GENERATION	3504.NG
INFERIOR PART	3505
SUPERIOR PART	3506
FOOT (EACH)	3508
INTERMEDIATE PART WITH RING & SCREWS	3509
VEGETABLE PUSHER 8.5 / 17 MM	3510
BLOCKING PLATE WITH 4 SCREWS	3511
SUCKING CUP (EACH)	3512
CUTTER BLADE AXLE - NG	3513.NG
CUTTING GRID AXLE + BEARINGS	3514.1
SELF LUBRICATING RING 9/12/10	3515
SELF LUBRICATING RING C12/17/12	3516
SELF LUBRICATING RING 10/14/10	3517
SELF LUBRICATING RING C14/18/14	3518
DOUBLE GEARING + CUTTER	3519
STRAIGHT GEARING + CUTTER	3520
BEARING 16X5 DIAM	3521
CRANK SHAFT	3522
SELF LUBRICATING RING C18/22/18 EACH	3523
FIXING CLIPS 18 DIAM	3524
HANDLE COTTER 4 X 18 DIAM	3525
CRANK ASSEMBLY WITH PIN	3526
TAPENING COGWHEEL WITH COTTER	3527
CLIPS (3)	3528
SUPERIOR GRID 7 MM	3567
SUPERIOR GRID 14 MM	3568
UPPER GRID 8.5 MM	3585
SUPERIOR GRID 17 MM	3586
SUPERIOR GRID 10 MM	3597
SUPERIOR GRID 5.5 MM	3598
VEGETABLE PUSHER 7 / 14 MM	3867
VEGETABLE PUSHER 10 MM	3897
VEGETABLE PUSHER 5,5 MM	3898



ELECTRICAL VEGETABLE SLICER

Ref CL100

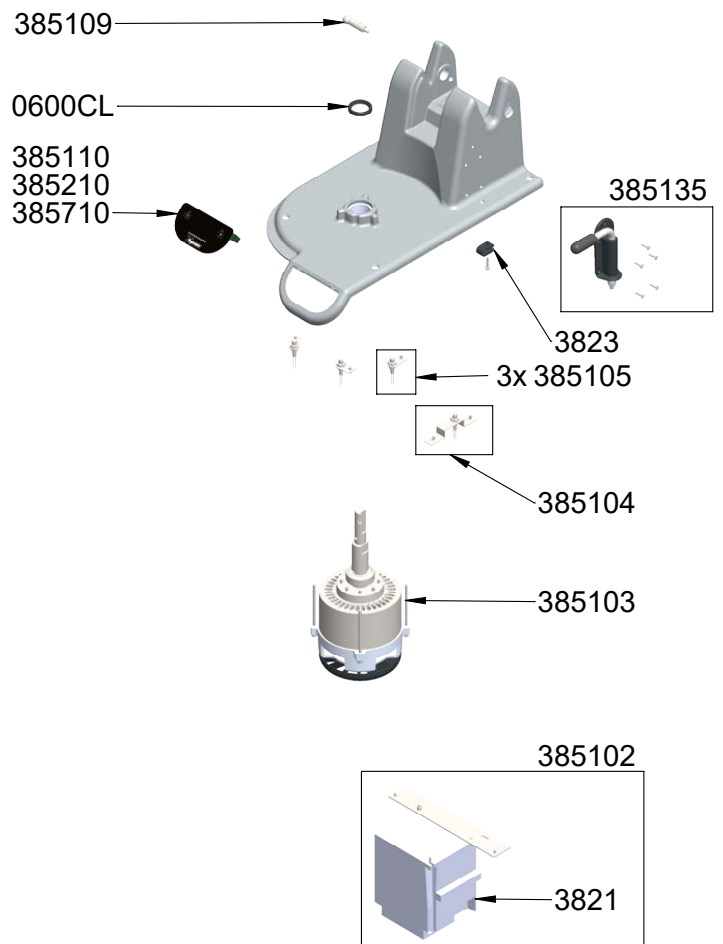
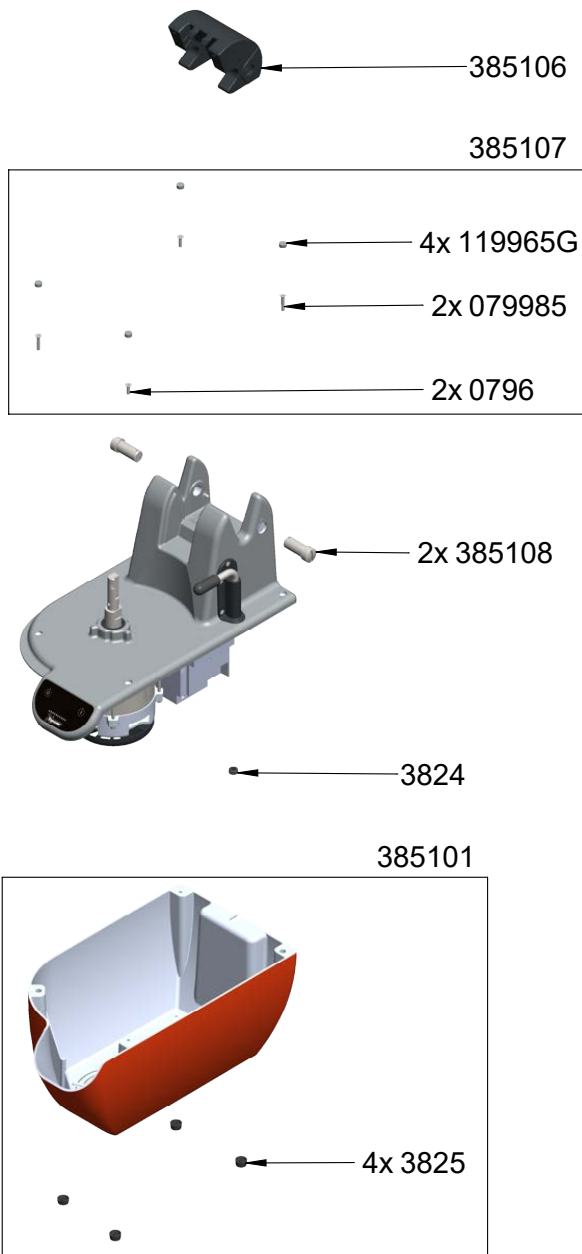
Parts list	Ref
FLAT EJECTOR VEGETABLE SLICER	119970
VEGETABLE PUSHER	3826
COMPLETE PUSHER HANDLE	3827
COMPLETE COVER	3828
8MM DICING DISC	3844
8MM DICING GRID	3845
8MM FRENCH FRIES GRID	3846
EJECTOR	3847
RECEPTACLE	3848
VEGETABLE SLICER ONE-SPEED 220-240V MOTOR-BLOCK	3851
VEGETABLE SLICER TWO-SPEED 220-240V MOTOR-BLOCK	3852
MOTOR-BLOCK WITH VARIABLE SPEED, PULSE AND REVERSE 220-240V	3857



Vegetable slicer motor-block with control panel 3851

Parts list	Ref
WATERPROOF SEAL	0600CL
M6X20 SCREW	0796
M6X30 SCREW	079985
GREY CAP	119965G
EU PLUG POWER CORD (220-240V)	3820
UK PLUG POWER CORD (220-240V)	3820UK
240V ONE-PHASED VARIABLE SPEED DRIVER 1.5 KW	3821
CABLE CLIP	3823
STRAIN RELIEF	3824
PAD	3825
ORANGE TANK WITH PADS	385101
SPEED CONTROLLER, HOLDER AND SCREWS	385102
MOTOR, FAN AND SCREWS	385103

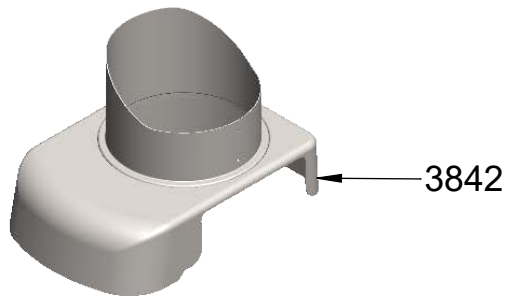

SENSOR SET FOR HANDLE	385104
SENSOR SET	385105
LOCKING SYSTEM	385106
SCREWS SET FOR MOTOR-BLOCK	385107
LOCKING SYSTEM BEARING WITH PIN	385108
LOCKING AXIS SET	385109
KIT FOR ONE-SPEED COMMAND BOARD	385110
GLUE AND MAGNETS KIT	385130
BLOCKING SYSTEM KIT	385135
KIT FOR TWO-SPEED COMMAND BOARD	385210
KIT FOR COMMAND BOARD WITH VARIABLE SPEED, PULSE AND REVERSE	385710



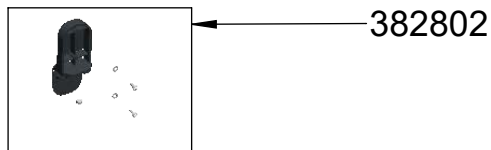
Vegetable slicer complete cover 3828

Parts list	Ref
KIT FOR COVER CLIP	382801
COVER LATCH KIT	382802
STAINLESS STEEL COVER ASSEMBLY	3842

382801



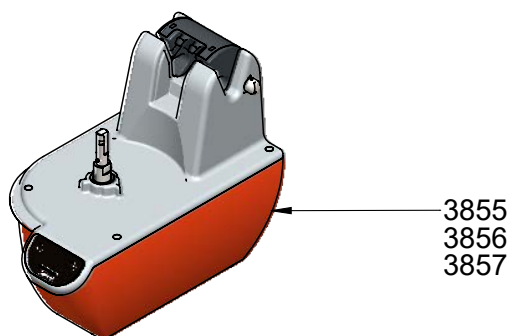
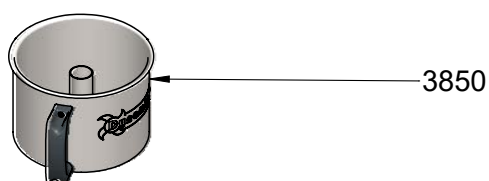
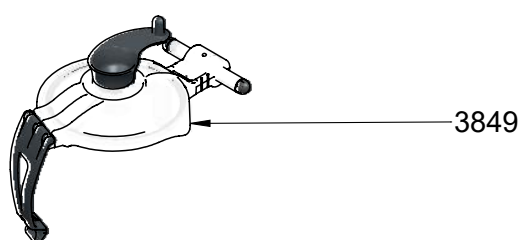
3842



382802

Ref CL200

Parts list	Ref
COMPLETE CUTTER COVER	3849
CUTTER BOWL	3850
220-240V ONE-SPEED CUTTER MOTOR-BLOCK	3855
220-240V CUTTER MOTOR-BLOCK WITH TWO-SPEED AND PULSE	3856
MOTOR-BLOCK WITH VARIABLE SPEED, PULSE AND REVERSE 220-240V	3857

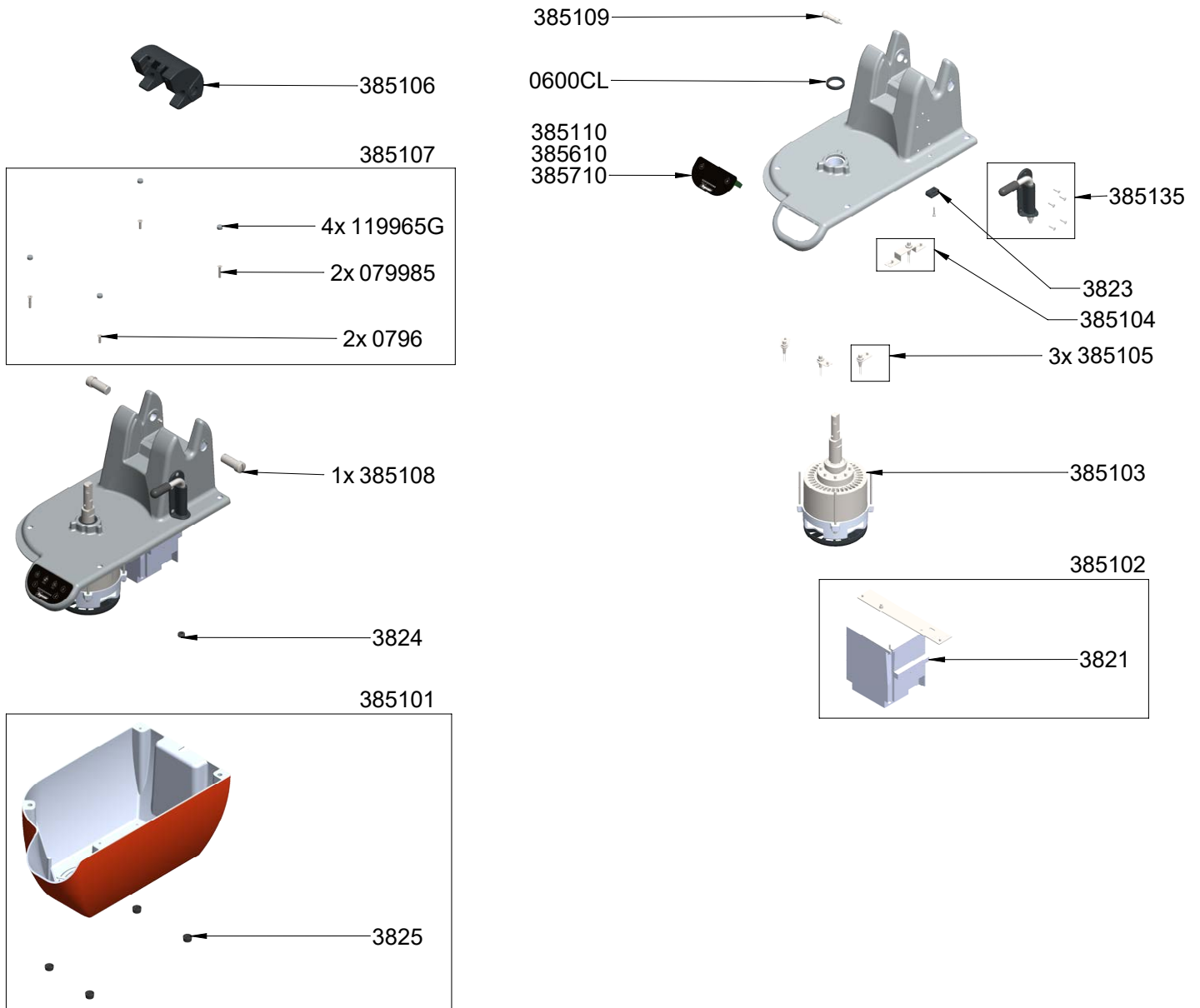


ELECTRICAL FOOD PROCESSOR

Food processor motor-block3855

Parts list	Ref
WATERPROOF SEAL	0600CL
M6X20 SCREW	0796
M6X30 SCREW	079985
GREY CAP	119965G
EU PLUG POWER CORD (220-240V)	3820
UK PLUG POWER CORD (220-240V)	3820UK
240V ONE-PHASED VARIABLE SPEED DRIVER 1.5 KW	3821
CABLE CLIP	3823
STRAIN RELIEF	3824
PAD	3825
ORANGE TANK WITH PADS	385101

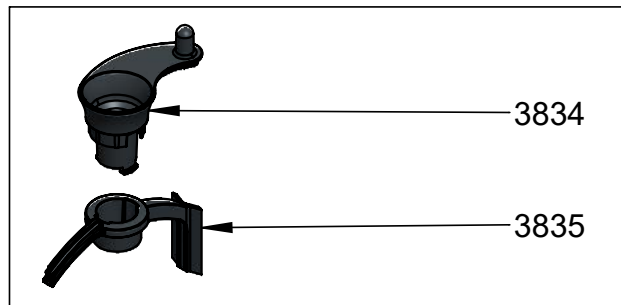
SPEED CONTROLER, HOLDER AND SCREWS	385102
MOTOR, FAN AND SCREWS	385103
SENSOR SET FOR HANDLE	385104
SENSOR SET	385105
LOCKING SYSTEM	385106
SCREWS SET FOR MOTOR-BLOCK	385107
LOCKING SYSTEM BEARING WITH PIN	385108
LOCKING AXIS SET	385109
KIT FOR ONE-SPEED COMMAND BOARD	385110
GLUE AND MAGNETS KIT	385130
BLOCKING SYSTEM KIT	385135
KIT FOR COMMAND BOARD WITH TWO SPEED, PULSE AND REVERSE	385610
KIT FOR COMMAND BOARD WITH VARIABLE SPEED, PULSE AND REVERSE	385710



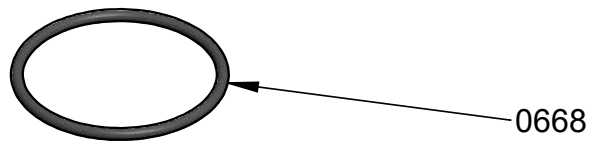
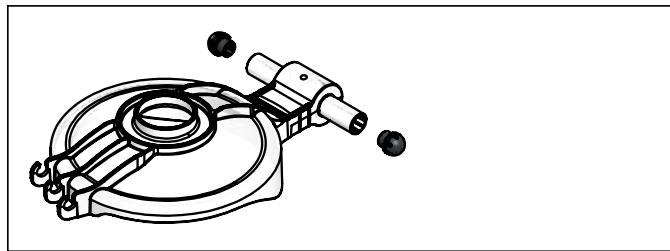
Complete food processor cover 3849

Parts list	Ref
COVER SEAL	0668
HOPPER	3834
SCRAPER	3835
LATCH	384901
COVER	384902
SCRAPER AND HOPPER	384903

384903



384902



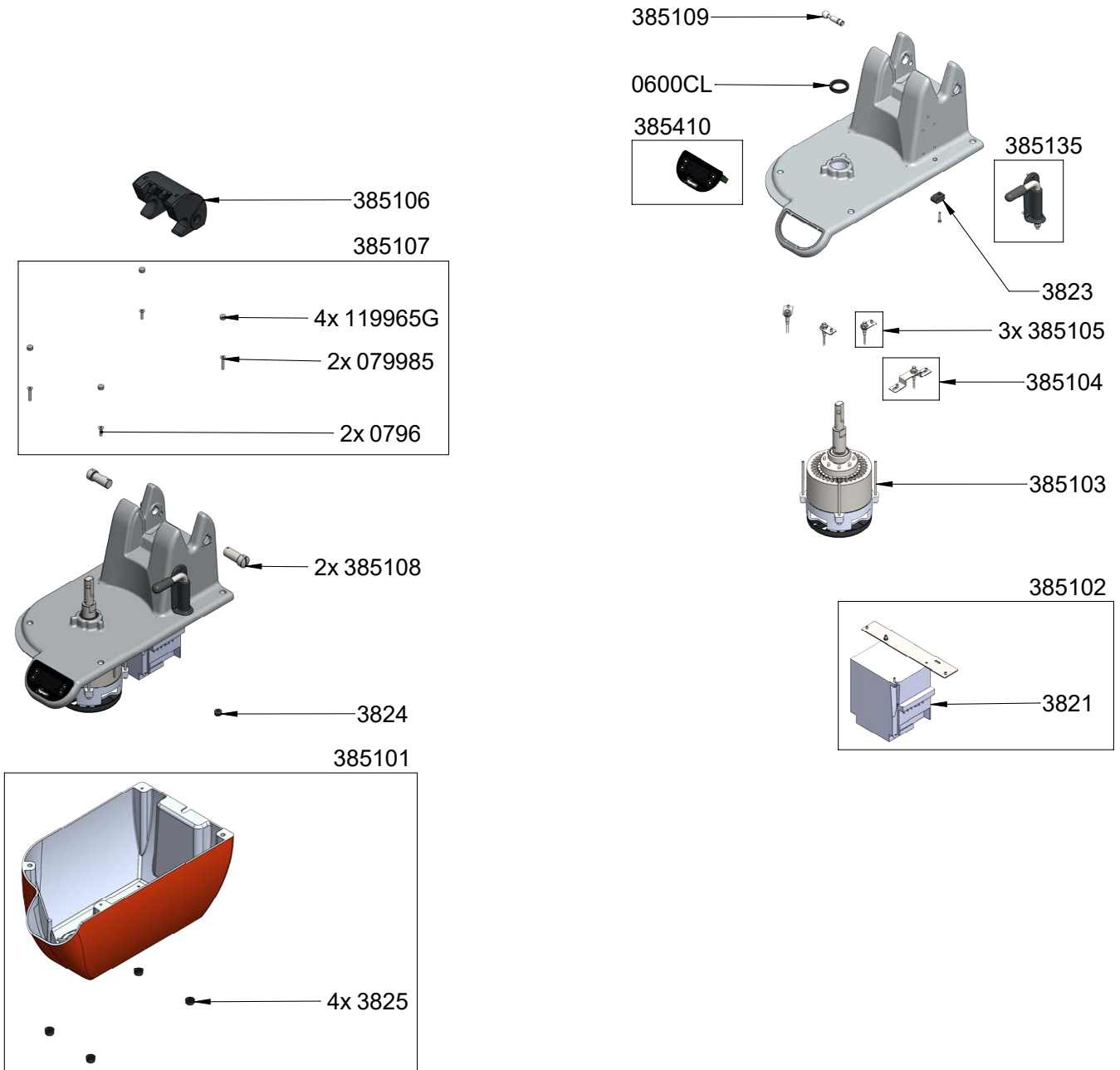
384901

ELECTRICAL FOOD PROCESSOR

Vegetable slicer / Food processor motor-block with digital display screen..... 3854

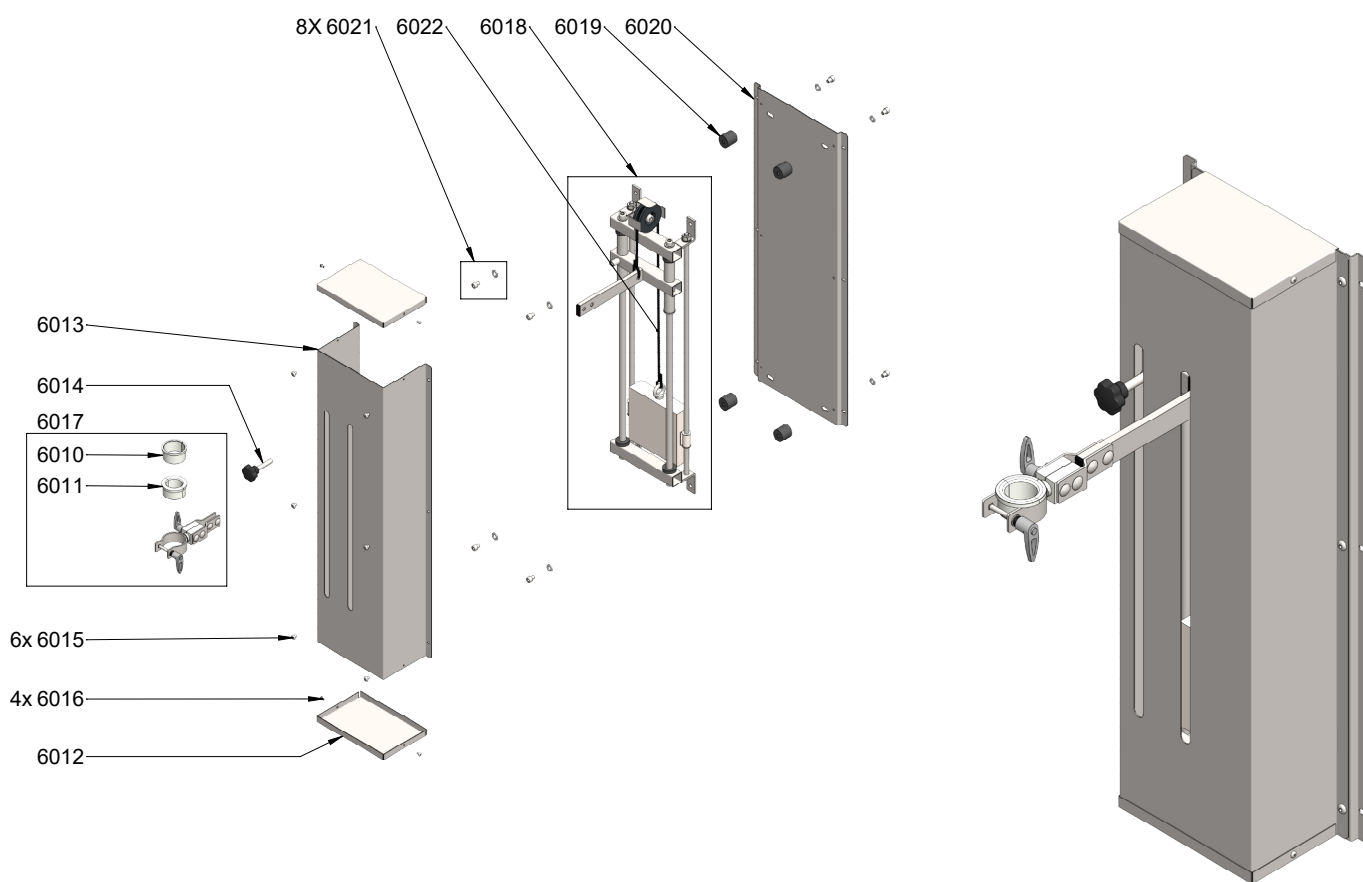
Parts list	Ref
WATERPROOF SEAL	0600CL
M6X20 SCREW	0796
M6X30 SCREW	079985
GREY CAP	119965G
EU PLUG POWER CORD (220-240V)	3820
UK PLUG POWER CORD (220-240V)	3820UK
240V ONE-PHASED VARIABLE SPEED DRIVER 1.5 KW	3821
CABLE CLIP	3823
STRAIN RELIEF	3824
PAD	3825

ORANGE TANK WITH PADS	385101
SPEED CONTROLER, HOLDER AND SCREWS	385102
MOTOR, FAN AND SCREWS	385103
SENSOR SET FOR HANDLE	385104
SENSOR SET	385105
LOCKING SYSTEM	385106
SCREWS SET FOR MOTOR-BLOCK	385107
LOCKING SYSTEM BEARING WITH PIN	385108
LOCKING AXIS SET	385109
GLUE AND MAGNETS KIT	385130
KIT FOR SCREEN COMMAND BOARD	385410



Ref SM060

Parts list	Ref
MASTER ADAPTER	6010
SMX ADAPTER	6011
HORIZONTAL HOUSING	6012
VERTICAL HOUSING	6013
TIGHTENING KNOB	6014
SCREW M6X8 (6)	6015
SCREW M4X8 (4)	6016
CLAMP	6017
TROLLEY, COUNTERWEIGHT, COLUMNS ASSEMBLY	6018
DAMPER	6019
PLATE HOLDER	6020
SCREW SET AND WASHERS	6021
ROPE	6022





DYNAMIC FRANCE

518 rue Léo Baekeland
BP57 - 85290 Mortagne / Sèvre - FRANCE

Tel. +33 (0)2 51 63 02 72

e-mail : contact@dynamicmixers.com



UNE NOUVELLE ALTERNATIVE POUR VOS PRÉPARATIONS **DYNAMIC** ©
www.dynamicmixers.com

